

# 30<sup>th</sup> OTAN

Outreach and Technical Assistance Network

## Technology and Distance Learning Symposium 2019

March 1–2, 2019

Hacienda La Puente Adult Education – Willow Center



### Schedule at a Glance

Friday, March 1	
Breakfast	8:00-8:50 a.m.
Welcome	9:00-9:20 a.m.
Keynote	9:30-10:20 a.m.
General Session	10:30-11:00 a.m.
Session 1	11:10-12:00 p.m.
Lunch	12:00-1:00 p.m.
Session 2	1:10-2:00 p.m.
Session 3	2:10-3:00 p.m.
Break	3:10-3:30 p.m.
Session 4	3:40-4:30 p.m.

Saturday, March 2	
Breakfast	8:00-8:50 a.m.
Session 5	9:00-9:50 a.m.
Session 6	10:00-10:50 a.m.
Session 7	11:00-11:50 a.m.
Lunch	12:00-12:50 p.m.
Session 8	1:00 -1:50 p.m.
Closing/Tech Slam	2:00-2:50 p.m.

## Strand Key

### AUDIENCE (AUD)

TEA..... Teachers  
ADM..... Administrators  
ALL..... Everything listed above

### PROGRAMS (PGM)

ABE..... Adult Basic Education  
ASE..... Adult Secondary Education  
CTE..... Career Technical Education  
ESL..... English as a Second Language

### CATEGORIES (CAT)

BL..... Blended/Online Learning  
DL..... Distance Learning  
PAC. . . Program Administration & Coordination  
TI..... Technology Integration in the Classroom


OTAN activities are funded by contract CN180031 from the Adult Education Office, in the Career and College Transition Division, California Department of Education, with funds provided through Federal P.L., 105-220, Section 223. However, OTAN content does not necessarily reflect the position of that department or the U.S. Department of Education.

OTAN  
P.O. Box 269003  
Sacramento, CA 95826-9003  
UPS/FedEx: 10150 Missile Way, Mather, CA 95655  
(916) 228-2580

# Technology and Distance Learning Symposium 2019

## From the Adult Education Director

Welcome to the Technology and Distance Learning Symposium where you can Google and Moodle with your mobile device! Thank you so much to Hacienda La Puente Adult School for allowing us to host this Symposium on our 30th Anniversary of the Outreach and Technical Assistance Network. You may have heard—TDLS this year is where OTAN all started. This “little” technical project began with creative minds who will share how it all began. I sincerely thank John Fleischman, our plenary speaker, and the panel presenters in advance for their enlightenment.



I encourage you to reflect on your own experience: What’s your OTAN story? How/where/when did you first connect? Did you connect with OTAN at a conference, a face to face workshop, Technology planning, or assistance calls to the office? Did your educational technology integration include printing volumes of lesson workbooks that listed long URL’s for students to type on the computer, learning through lengthy scavenger hunts, or searching on the computer and then writing in the workbook? I carried a bouquet of flash drives (each with limited capacity) for different classes. Later the publishers brought pure happiness by adding a CD-ROM of reproducible pages for lessons in the teacher editions. We still had to review each printable from the CD but it was progress. And now here we are with continued prospects to expand your teaching and innovative skills. Use this opportunity to challenge yourself and maybe you can network or encourage someone to use technology with you. Help them start their OTAN story today.

*Diana Batista*  
*Adult Education Director*  
*Sacramento County Office of Education*

## From the CDE Administrator

I am pleased to welcome you to the Technology and Distance Learning Symposium and The Outreach and Technical Assistance Network’s 30th Anniversary! Thirty years of OTAN! Just imagine all of the outreach and technical support that has been provided to the field in those thirty years and the lives changed due to the great work of OTAN staff. Also imagine how technology and the delivery of technical support and outreach has changed. Thirty years ago, there was no world wide web and people used computers mostly to play games. If they had a computer connection it was through a dial up network and only at universities, colleges, and some schools. We were still watching movies on VHS tapes and music was still on vinyl or cassette tapes. Compact Discs were just introduced and were the newest innovation. And imagine...only 4% of the population had cell phones and they were large and only used for calls!



It is wonderful to have the Technology and Distance Learning Symposium back at the birthplace of OTAN. Thank you to the Hacienda La Puente Unified School District, Adult School, and staff for hosting the symposium this year. This year’s symposium will allow us to reminisce about the past, and the growth and changes in technology and distance learning. The plethora of sessions will allow you to move your use of technology forward for the benefit of your students. Please consider sharing the celebration of 30 years through your social media connections with the hashtags **#tdls19**, **#adulthood**, or **#edtech**

*Dr. Carolyn Zachry*  
*Administrator, Adult Education Office, Career and College Transition Division*  
*California Department of Education*



# Friday, March 1

**WELCOME**

**9:00 - 9:20 a.m.**

## 1. Welcome to Technology and Distance Learning Symposium 2019!


*Diana Batista, OTAN, Dr. Carolyn Zachry, CDE, Penny Pearson and Neda Anasseri, OTAN*

### Multiple Purpose Room

Kick off our 30th TDLS event with Diana Batista, OTAN Director, and Dr. Carolyn Zachry, Administrator, Adult Education Office, Career, and College Transition Division of California Department of Education, where they will be welcoming you and providing an overview of the program. (AUD: ALL • PGM: ABE, ASE, CTE, ESL • CAT: BL, DL, PAC, TI)

## Keynote / General Session

**9:30 - 11:00 a.m.**



## 2. Technology and Adult Education: Past, Present, and Future

*John Fleischman*

### Multiple Purpose Room - (1 hour)

Technology use in adult education has changed significantly over the last 30 years. By understanding past, present and potential use of instructional technology we can more efficiently prepare adult learners for the skills that are increasingly required for success in academic, career, or personal life. This presentation will offer information about what you need to know and what you need to do in order to connect this technological change to the educational programs you offer. (AUD: ALL • PGM: ABE, ASE, CTE, ESL • CAT: BL, DL, PAC, TI)

Evaluation URL: <https://goo.gl/wzdRJ7>

## 3. Past, Present, and Future: A discussion around adult education

*John Fleischman, Holda Dorsey, Linda West, Marian Thacher, and Joyce Hinkson*

### Multiple Purpose Room- Discussion (30 minutes)

Come together in this general session to extend the conversation with John Fleischman and a panel of past OTAN directors and key staff around the growth of OTAN and its impact on the implementation of technology in the adult education classroom. Panelists will share their experiences, challenges, and vision for the future of adult education and the impact technology may hold for agencies, administrators, and teachers. (AUD: ALL • PGM: ABE, ASE, CTE, ESL • CAT: BL, DL, PAC, TI)

Evaluation URL: <https://goo.gl/sN94VU>

## Session 1

**11:10 a.m. - 12:00 p.m.**

## 4. Teaching Vocabulary with Technology

*Kristi Reyes, MiraCosta Community College District*

### Computer lab 98 - Demonstration (1 hour)

A foundation of vocabulary helps students develop literacy, use English effectively, and have greater chances of academic success. Learn a direct method for teaching vocabulary that engages students, promotes production, and enhances retention. Participants will discover technology resources appropriate for teaching vocabulary and for students to use new words.

(AUD: TEA • PGM: ABE, ASE, CTE, ESL • CAT: TI)

Evaluation URL: <https://goo.gl/T1eT8F>

## 5. Integrate and Engage: Utilizing Buncee for Multimedia Lessons

*Katrina Tamura, MiraCosta Community College District*

### Computer lab 99 - Hands-on Computer Lab Workshop (1 hour)

Buncee is a multimedia tool that can be used integrated skills classes to engage diverse student groups in a shared learning goal. While increasing basic digital literacy skills such as using a username and password, students utilize targeted language skills to create individualized storyboards by selecting from a variety of visual representations, adding text, and attaching audio files. Participants will view examples of student work from Adult ESL classrooms and get hands-on practice.

(AUD: TEA • PGM: ABE, ASE, ESL • CAT: BL, TI)

Evaluation URL: <https://goo.gl/saZvQP>

## 6. Google Sites - Build it! They will come!

Melinda Holt, OTAN

**Computer lab 100** - Hands-on Computer Lab

Workshop (1 hour)

Technology continues to be a driving force in education and today's work-world and both teachers and students should understand the benefits of creating a website. With Google Sites a website can be built with a few clicks or drop and drags - and Sites is free! Themes, Google tool inserts, links, creating pages and layouts and more will be covered and practiced by participants. Everyone will have a published website at workshop's end.

(AUD: ALL • PGM: ABE, ASE, CTE, ESL • CAT: BL, TI)

Evaluation URL: <https://goo.gl/EXrSuS>

## 7. Free Apps for Adult Education

Francisco Pinedo, Soledad Unified School District

**Room 17** - Demonstration (1 hour)

Want to use mobile devices in your class to enrich your lessons? The use of mobile devices in the classroom is becoming an essential tool for classroom and out of classroom learning. Participants will learn about ways their students can use mobile technology in and outside of class. Many tools are designed for teachers as well.

(AUD: ALL • PGM: ABE, ASE, CTE, ESL • CAT: BL)

Evaluation URL: <https://goo.gl/G6e1L7>

## 8. How Investment in Technology Can Accelerate Collective Impact in Adult Learning

Mitch Rosin, P2C Solutions

**Room 18** - Discussion (1 hour)

This workshop, based on an August 2018 COABE Journal article, examines the use of technology to reach more adult learners, extend learning opportunities, differentiate instruction, and create a collective impact on adult education and economic development through breaking the silos among service providers. Participants will gain a deeper understanding of the research supporting the use of technology in the classroom, as well as practical applications and strategies for implementation of Adult Career Pathways.

(AUD: ALL • PGM: ABE, ASE, CTE, ESL • CAT: BL, DL, PAC, TI)

Evaluation URL: <https://goo.gl/RDqmDt>

## 9. Digital Citizenship for the Adult Education Classroom

Karla Frizler, Saddleback College

**Room 23** - Demonstration (1 hour)

In this session, we will discuss the importance of integrating not only digital literacy (what to DO online), but also digital citizenship (how to BEHAVE online) into the Adult Education classroom. Learn strategies to help empower students to behave safely, participate responsibly, and think critically, no matter which technologies they are using. Topics include: privacy & security, digital reputation, intellectual property, and information literacy. Supports ISTE Standard #2: Digital Citizen.

(AUD: ALL • PGM: ABE, ASE, CTE, ESL • CAT: BL, DL, PAC, TI)

Evaluation URL: <https://goo.gl/3gqsPd>

## 10. Using Technology For EL Civics Workforce Skills

Ryan de la Vega, Torrance Unified School District

**Room 24** - Demonstration (1 hour)

Learn how to incorporate technology into real world workforce preparation and training with EL Civics 243 COAAPs. Receive resources you can use with your ESL learners at all levels. What does an IET WIOA funded course include? Hear about strategies used at other agencies.

(AUD: ALL • PGM: CTE, ESL • CAT: TI)

Evaluation URL: <https://goo.gl/17Wob3>

## Lunch

12:00 - 1:00 p.m.

### 11. Lunch

All Participants

**Cafeteria** - Discussion (1 hour)

Buffet style lunch

(AUD: ALL • PGM: ABE, ASE, CTE, ESL • CAT: BL, DL, PAC, TI)

## 12. Creating Accessible Documents, Part 1

Michael Pierce, OTAN

**Computer lab 98** - Hands-on Computer Lab Workshop  
(2 hours)

In this session we will learn about the processes in creating Microsoft Word and PowerPoint documents. We will review key accessibility features required to make your documents and presentations accessible. As more and more of our materials are shared in the classroom and digitally through online resources, it is important to be aware of learners with physical challenges. Join us to gain a basic understanding in making accessible documents and receive helpful handouts.

(AUD: ALL • PGM: ABE, ASE, CTE, ESL • CAT: BL, DL, PAC, TI)

Evaluation URL: <https://goo.gl/xEa1ST>

## 13. Practical Lesson Plans for Basic Computer Literacy

David Saechao and Elena Jones, Glenn County Office of Education

**Computer lab 99** - Demonstration (1 hour)

This presentation focuses on practical lessons for adult education teachers with students that are in need of basic computer literacy skills. Lessons include basic computer hardware and software functions, storage and cloud computing, basic mobile computing and knowledge, and working the internet. Presenters will also provide insight from their personal classroom experience.

(AUD: TEA • PGM: ABE • CAT: BL, TI)

Evaluation URL: <https://goo.gl/vKw91N>

## 14. Google Classroom, Part 1

Debbie Jensen, Baldwin Park Unified School District

**Computer lab 100** - Hands-on Computer Lab Workshop (2 hours)

Google Classroom is a hit with K-12, but did you know you can have your own Google Classroom with or without your school district? All you need is a g-mail account. Google Classroom improves outcomes. Students love that they can keep up with their classwork using their phones. Join us for a hands-on experience in the newest Google Classroom. Create your own classroom to begin using now. You will love it!

(AUD: ALL • PGM: ESL • CAT: PAC, TI)

Evaluation URL: <https://goo.gl/D82jvN>

## 15. Video Projects for English Language Learning: How to Videos

Ryan Detwiler, MiraCosta Community College District

**Room 17** - Demonstration (1 hour)

Video production provides opportunities for students to think creatively, express complex ideas and solve problems. In this hands-on workshop we'll make "How To" videos using our cell phones and a free app. Participants will work

together to storyboard, film, and edit their video, discuss approaches for integrating video production in everyday learning activities, and best practices for repeating this activity with students.

(AUD: TEA • PGM: ESL • CAT: TI)

Evaluation URL: <https://goo.gl/9yDcm4>

## 16. RACHEL: Remote Access for Learners

Penny Pearson, OTAN

**Room 18** - Demonstration (1 hour)

RACHEL (Remote Access Community Hotspot for Education and Learning) provides an 'Internet-like' experience without being connected to the Internet! The content is provided for a one-time price and all content uploaded on the device is licensed under Creative Commons so it can be shared and distributed for learners. Bring your own wireless enabled device (like a smartphone, tablet or laptop) so you can connect to the RACHEL device and explore the contents for yourself.

(AUD: ALL • PGM: ABE, ASE, CTE, ESL • CAT: BL, TI)

Evaluation URL: <https://goo.gl/ooUYUQ>

## 17. 243 to Go!

Jennifer Gagliardi, Milpitas Adult Education

**Room 23** - Demonstration (1 hour)

Turbo-charge your IELCE programs by using appropriate mobile technology to complete 243 COAPPS tasks.

(AUD: TEA • PGM: ESL • CAT: BL, DL, PAC, TI)

Evaluation URL: <https://goo.gl/8yNojK>

## 18. Transforming Through Technology

Yecenia Delgado Lorenzo, Armida Chow, and Brenda Nava, Hacienda La Puente Unified School District

**Room 24** - Demonstration (1 hour)

Attendees will learn how HLP has transformed Adult Education with technology tools. The discussion will include how 3 programs (ESL, HSE/HSD & Parent Education) are currently using technology in their classroom. A variety of resources for daily instruction will be presented as well as strategies for helping adult students engage with technology. Discussion will emphasize the importance of "blending" our classrooms to help our students gain 21st Century skills to master their education goals.

(AUD: ALL • PGM: ABE, ASE, ESL • CAT: BL, DL, TI)

Evaluation URL: <https://goo.gl/RhDVAu>

## 19. Creating Accessible Documents, Part 2

Michael Pierce, OTAN

**Computer lab 98** - Hands-on Computer Lab Workshop  
(2 hours)

In this session we will continue to learn about the processes in creating Microsoft Word and PowerPoint documents. We will review key accessibility features required to make your documents and presentations accessible. As more and more of our materials are shared in the classroom and digitally through online resources, it is important to be aware of learners with physical challenges. Join us to gain a basic understanding in making accessible documents and receive helpful handouts. *Continued from Part 1.*

(AUD: ALL • PGM: ABE, ASE, CTE, ESL • CAT: BL, DL, PAC, TI)

Evaluation URL: <https://goo.gl/Hr3T8J>

## 20. Quizlet for ESL, EL Civics, ASE, ABE, and CTE, Part 1

Barry Bakin, Los Angeles Unified School District

**Computer lab 99** - Hands-on Computer Lab Workshop (2 hours)

Provide 24/7 practice for your students in any program. Especially useful for any situation where students have to understand and memorize facts in order to pass a licensing exam. But new features make Quizlet much more than a memorization tool. When used in class with the whole group, Quizlet provides the teacher with instantaneous formative assessment. It can also be a fun and exciting competitive learning game. Students play and learn with Quizlet.

(AUD: ALL • PGM: ABE, ASE, CTE, ESL • CAT: TI)

Evaluation URL: <https://goo.gl/C3EA77>

## 21. Google Classroom, Part 2

Debbie Jensen, Baldwin Park Unified School District

**Computer lab 100** - Hands-on Computer Lab Workshop (2 hours)

Google Classroom is a hit with K-12, but did you know you can have your own Google Classroom with or without your school district? All you need is a g-mail account. Google Classroom improves outcomes. Students love that they can keep up with their classwork using their phones. Join us for a hands-on experience in the newest Google Classroom. Create your own classroom to begin using now. You will love it! *Continued from Part 1.*

(AUD: ALL • PGM: ABE, ASE, CTE, ESL • CAT: BL, DL, PAC, TI)

Evaluation URL: <https://goo.gl/D82jvN>

## 22. Integrating Technology using the Triple E Framework

Kristi Reyes, MiraCosta Community College District

Susan Gaer, Retired

**Room 17** - Introduction and Overview (1 hour)

The Triple E Framework, developed by Liz Kolb, helps teachers design authentic lessons which integrate technology into their lesson design. In this session rubrics for engaging, enhancing, and extending learning goals for technology integration will be provided. This presentation will explain the framework and give you ideas for your practice. This session is a preview of a new OTAN face-to-face workshop being offered to the field after TDLS 2019.

(AUD: ALL • PGM: ABE, ASE, CTE, ESL • CAT: TI)

Evaluation URL: <https://goo.gl/7uYw8a>

## 23. On Your Mark! Get Set! GOOGLE!

Melinda Holt, OTAN

**Room 18** - Demonstration (1 hour)

Google is full of dynamic cloud-based tools that can be used both on and offline. Do you know how to explore, quote, or draw in Google? Share a specific cell within a sheet? Record your voice and have the text “automagically” appear? Explore history lessons ready made? New and nuanced aspects of Google tools will be shown in this face-paced workshop. Wear your running shoes - we are about to run the Google!

(AUD: ALL • PGM: ABE, ASE, CTE, ESL • CAT: BL, DL, TI)

Evaluation URL: <https://goo.gl/bVE3W4>

## 24. Northstar Digital Literacy Assessments 2.0!

Adam Kieffer, St. Paul Public Schools Adult Basic Education

**Room 23** - Demonstration (1 hour)

The Northstar Digital Literacy Assessments (NSDLA) 2.0 website is now ready for learners, educators, employees, and employers! This session will introduce or reintroduce you to the recently redesigned (mobile-friendly) NSDLAs and website. Learn about how the assessments can be used to by educators for targeted digital literacy instruction; how job applicants and employees can demonstrate their digital skills with the NSDLA certificates. Learn how you can become an official testing site and much more!

(AUD: ALL • PGM: ABE, ASE, CTE, ESL • CAT: BL, DL, PAC, TI)

Evaluation URL: <https://goo.gl/XjZaTX>

## 25. Augmented Reality for your classroom, Part 1

Farzana Cassim, Los Angeles Unified School District

**Room 24** - Demonstration (2 hours)

In this workshop, participants will learn how to create Augmented Reality contents using the HP Reveal app (smartphone) and Augmented Reality Studio (desktop). Come join me to see how to put Augmented Reality to use at the introductory level across ESL, Academic, and CTE curriculum. Step by step instructions and demonstration will be provided during this workshop. Don't just get wowed by the Augmented Reality contents—Create one instead!

(AUD: ALL • PGM: ABE, ASE, CTE, ESL • CAT: BL, DL, PAC, TI)

Evaluation URL: <https://goo.gl/4VW2kc>

## 26. What is OER and where can I find it?

*Diana Vera-Alba, San Diego Community College District*  
**Computer lab 98** - Hands-on Computer Lab

Workshop (1 hour)

What is OER and where can I find it? OER (Open Educational Resource) are freely available, openly licensed materials (text, media, digital, etc) that can be used for teaching, researching, accessing and learning. There are many OER materials out on the web for many different programs and disciplines but many more that are not Copyright free. In this session, you will learn the basics of OER and how to search for them.

(AUD: ALL • PGM: ABE, ASE, CTE, ESL • CAT: BL, DL, PAC, TI)

Evaluation URL: <https://goo.gl/VRKGvG>

---

## 27. Quizlet for ESL, EL Civics, ASE, ABE, and CTE, Part 2

*Barry Bakin, Los Angeles Unified School District*  
**Computer lab 99** - Hands-on Computer Lab Workshop

(2 hours)

Provide 24/7 practice for your students in any program. Especially useful for any situation where students have to understand and memorize facts in order to pass a licensing exam. But new features make Quizlet much more than a memorization tool. When used in class with the whole group, Quizlet provides the teacher with instantaneous formative assessment. It can also be a fun and exciting competitive learning game. Students play and learn with Quizlet. *Continued from Part 1.*

(AUD: ALL • PGM: ABE, ASE, CTE, ESL • CAT: TI)

Evaluation URL: <https://goo.gl/C3EA77>

---

## 28. DLAC: Professional Development for Tech. Integration and Distance/ Blended Learning

*Neda Anasseri and Penny Pearson, OTAN*

**Computer lab 100** - Demonstration (1 hour)

The Digital Leadership Academy (DLAC) is a 2-year professional opportunity sponsored by OTAN for adult educators to learn and/or enhance their skills in integrating technology, teaching and facilitating online distance, and blended courses for adult learners. Join us for a panel discussion where current-year DLAC participants share their experiences with the academy as well as their future plans for their own digital, blended, or online teaching plans.

(AUD: ALL • PGM: ABE, ASE, CTE, ESL • CAT: BL, DL, PAC, TI)

Evaluation URL: <https://goo.gl/bssvdy>

---

## 29. Disruptive Innovation: Exploring an Agencywide ePortfolio Initiative

*Jerry Yamashita, Highlands Community Charter School*

**Room 17** - Demonstration (1 hour)

As a vehicle for self-reflection, a measure of personal

growth, and a canvas to display evidence of lifelong learning, introducing ePortfolios as part of your students' educational experience is an innovative disruption that can set your agency apart. The ePortfolio is designed to be used not only as an assessment tool for teachers but as a tangible product that students can leave with, grow with, and be proud of long after they leave your classroom.

(AUD: ALL • PGM: ABE, ASE, CTE, ESL • CAT: BL, DL, PAC, TI)

Evaluation URL: <https://goo.gl/2swKW>

---

## 30. EL Civics and Canvas: Hybrid and Flipped

*Martha Clayton and Luciano Morales, Los Angeles Community College District*

**Room 18** - Demonstration (1 hour)

A demonstration of how EL Civics COOAPS can be developed in Canvas to create dynamic integrated civics modules that expedite the assessment and reporting process while also increasing rigor in the Adult Education classroom.

(AUD: ALL • PGM: ESL • CAT: BL, DL, PAC, TI)

Evaluation URL: <https://goo.gl/SqMjPL>

---

## 31. Surviving the Current: Innovative Video Project for Skill Integration

*Katrina Tamura, Kristi Reyes, and Christian Vela-Che, MiraCosta Community College District*

**Room 23** - Introduction and Overview (1 hour)

Engage students with integrated-skills video projects. Video projects are a student-centered, cooperative learning technique and a means of giving students control over their learning. The presenters in this session will share samples of student video projects from various levels of adult classes, video clips, and useful resources to consult for student-produced video assignments. Steps and suggestions will be given to assist participants in selecting projects that will demonstrate and contextualize course goals.

(AUD: ALL • PGM: ABE, ASE, CTE, ESL • CAT: TI)

Evaluation URL: <https://goo.gl/pdKM10>

---

## 32. Augmented Reality for your classroom, Part 2

*Farzana Cassim, Los Angeles Unified School District*

**Room 24** - Demonstration (2 hours)

In this workshop, participants will learn how to create Augmented Reality contents using the HP Reveal app (smartphone) and Augmented Reality Studio (desktop). Come join me to see how to put Augmented Reality to use at the introductory level across ESL, Academic, and CTE curriculum. Step by step instructions and demonstration will be provided during this workshop. Don't just get wowed by the Augmented Reality contents—Create one instead! *Continued from Part 1.*

(AUD: ALL • PGM: ABE, ASE, CTE, ESL • CAT: BL, DL, PAC, TI)

Evaluation URL: <https://goo.gl/4VW2kc>



## SYMPOSIUM SCHEDULE

Hacienda La Puente Adult Education - March 1–2, 2019

### Friday, March 1

#### Multiple Purpose Room

**Registration and Breakfast**  
8:00 - 8:50 a.m.

Please remember to sign in at the registration desk located in the Multiple Purpose Room.  
Registration Desk is open from 8:00 a.m. - 2:00 p.m.

#### Multiple Purpose Room

**Welcome**  
9:00 - 9:20 a.m.

1. Welcome to Technology and Distance Learning Symposium 2019!  
–Batista, Zachry, Pearson, Anasseri

#### Multiple Purpose Room


**Keynote**  
9:30 - 10:20 a.m.

2. Technology and Adult Education: Past, Present, and Future  
–Fleischman

#### Multiple Purpose Room

**General Session**  
10:30 - 11:00 a.m.

3. Past, Present, and Future: A discussion around adult education  
–Fleischman, Dorsey, West, Thacher, Hinkson

	Computer lab 98	Computer lab 99	Computer lab 100	Room 17	Room 18	Room 23 	Room 24
<b>Session 1</b> 11:10 - 12:00 p.m.	4. Teaching Vocabulary with Technology –Reyes	5. Integrate and Engage: Utilizing Buncee for Multimedia Lessons –Tamura	6. Google Sites - Build it! They will come! –Holt	7. Free Apps for Adult Education –Pinedo	8. How Investment in Technology Can Accelerate Collective Impact in Adult Learning –Rosin	9. Digital Citizenship for the Adult Education Classroom –Frizler	10. Using Technology For EL Civics Workforce Skills –de la Vega

## SYMPOSIUM SCHEDULE


Hacienda La Puente Adult Education - March 1-2, 2019


### Friday, March 1

#### Cafeteria


**Lunch**  
 12:00 - 1:00 p.m.

11. Buffet style lunch  
 -All Participants

	Computer lab 98	Computer lab 99	Computer lab 100	Room 17	Room 18	Room 23 	Room 24
<b>Session 2</b> 1:10 - 2:00 p.m.	12. Creating Accessible Documents, Part 1 -Pierce	13. Practical Lesson Plans for Basic Computer Literacy -Saechao, Jones	14. Google Classroom, Part 1 -Jensen	15. Video Projects for English Language Learning: How To Videos -Detwiler	16. RACHEL: Remote Access for Learners -Pearson	17. 243 to Go! -Gagliardi	18. Transforming Through Technology -Delgado Lorenzo, Chow, Nava

	Computer lab 98	Computer lab 99	Computer lab 100	Room 17	Room 18	Room 23 	Room 24
<b>Session 3</b> 2:10 - 3:00 p.m.	19. Creating Accessible Documents, Part 2 -Pierce	20. Quizlet for ESL, EL Civics, ASE, ABE, and CTE, Part 1 -Bakin	21. Google Classroom, Part 2 -Jensen	22. Integrating Technology using the Triple E Framework -Reyes, Gaer	23. On Your Mark! Get Set! GOOGLE! -Holt	24. Northstar Digital Literacy Assessments 2.0! -Kieffer	25. Augmented Reality for your classroom, Part 1 -Cassim

#### BREAK - 3:10 - 3:30 p.m.

	Computer lab 98	Computer lab 99	Computer lab 100	Room 17	Room 18	Room 23 	Room 24
<b>Session 4</b> 3:40 - 4:30 p.m.	26. What is OER and where can I find it? -Vera Alba	27. Quizlet for ESL, EL Civics, ASE, ABE, and CTE, Part 2 -Bakin	28. DLAC: Professional Development for Technology Integration and Distance/Blended Learning -Anasseri, Pearson	29. Disruptive Innovation: Exploring an Agencywide ePortfolio Initiative -Yamashita	30. EL Civics and Canvas: Hybrid and Flipped -Clayton, Morales	31. Surviving the Current: Innovative Video Projects for Skills Integration -Tamura, Reyes, Vela-Che	32. Augmented Reality for your classroom, Part 2 -Cassim

## SYMPOSIUM SCHEDULE


Hacienda La Puente Adult Education - March 1–2, 2019


### Saturday, March 2


#### Multiple Purpose Room

**Registration and Breakfast**  
 8:00 - 8:50 a.m.

Please remember to sign in at the registration desk located in the Multiple Purpose Room.  
 Registration Desk is open from 8:00 a.m. - 2:00 p.m.

	Computer lab 98	Computer lab 99	Computer lab 100	Room 17	Room 18	Room 23 	Room 24
<b>Session 5</b> 9:00 - 9:50 a.m.	33. Using Ed Tech Integration Tools with CAEP Technical Assistance –Batista	34. Free Online Textbook options using CK-12 –Anasseri	35. Enhance the Learning Experience with LEARN360 –Coulter	36. Putting English to Work 1, 2 and 3 Online, Part 1 –Yung, Pearson	37. OTAN Resources for Adult Education –Burik	38. Can Beginning ESL Students use Chromebooks? –Takeuchi	39. The End User Experience: Designing Online/Blended Courses –Whalen, Swindell


	Computer lab 98	Computer lab 99	Computer lab 100	Room 17	Room 18	Room 23 	Room 24
<b>Session 6</b> 10:00 - 10:50 a.m.	40. Teaching with YouTube –Gagliardi	41. Easy Word, Excel, and Powerpoint Projects for Language Practice, Part 1 –Bakin	42. Share the Teacher Love - License Your Work!, Part 1 –Pearson	43. Putting English to Work 1, 2, and 3 Online, Part 2 –Yung	44. Transitioning Technology into a Paper Based ASE Lab –Kershaw, Gonzalez, Serrano	45. Introducing Augmented Reality to Adult Education, Part 1 –Cassim	46. Implementing Single-Sign-On for Adult Students in Partnership with K12-District –Abajian, Oh, Yang Schaper

	Computer lab 98	Computer lab 99	Computer lab 100	Room 17	Room 18	Room 23 	Room 24
<b>Session 7</b> 11:00 - 11:50 a.m.	47. Using Technology to Amplify Student Voice –Anasseri	48. Easy Word, Excel, and Powerpoint Projects for Language Practice, Part 2 –Bakin	49. Share the Teacher Love - License Your Work!, Part 2 –Pearson	50. Building Classroom Rigor Through Collaborative Technology –England, Belcher Hyatt	51. Tech Tools for Civic Engagement –Gagliardi	52. Introducing Augmented Reality to Adult Education, Part 2 –Cassim	53. TOPSpro Enterprise: Designating Focus Areas For EL Civics Classes –Peña

## SYMPOSIUM SCHEDULE

Hacienda La Puente Adult Education - March 1-2, 2019

### Saturday, March 2

Cafeteria						
<b>Lunch</b> 12:00 - 12:50 p.m.	54. Buffet style lunch -All Participants					
	Computer lab 98	Computer lab 99	Room 17	Room 18	Room 23 	Room 24
<b>Session 8</b> 1:00 - 1:50 p.m.	55. "Spark" Student Interest In Technology With Audio Slideshows -Vela-Che, Tamura, Reyes, Detwiler	56. Google Blog to Keep your Teachers in the Loop -Laymon, Richmond, Barker	57. How it Works: Implementing Blended Learning -Olivas, Goeltzenleuchter, Campbell	58. Tech Up Your Citizenship Class -Gagliardi	59. Making an Impact on College and Career Readiness! -Pickett, Pearson, Anasseri	60. Creating a Class Website -Burik
Multiple Purpose Room						
<b>Closing/ Tech Slam</b> 2:00 - 2:50 p.m.	61. Closing/Tech Slam -All Participants					



**Video of Presentations** - The Keynote, General Session and all presentations in Room 23 will be videotaped. The videos will be posted on the Symposium Web site, [www.otan.us/tlds Symposium](http://www.otan.us/tlds Symposium). View a presentation from the Keynote and feel free to share these videos with others at your agency.



# Saturday, March 2

**Session 5 9:00 - 9:50 a.m.**

## 33. Using Ed Tech Integration Tools with CAEP Technical Assistance

*Diana Batista, OTAN*

**Computer lab 98** - Hands-on Computer Lab Workshop  
(1 hour)

Learn to ease your workday using Ed Tech Integration tools with your California Adult Ed program. The Technical Assistance Project will highlight resources and tools that help you save time and be organized. Bring a device for this hands-on interactive session! You will take away ideas that you will want to share!

(AUD: ALL • PGM: ABE, ASE, CTE, ESL • CAT: PAC)

Evaluation URL: <https://goo.gl/htUpfq>

## 34. Free Online Textbook options using CK-12

*Neda Anasseri, OTAN*

**Computer lab 99** - Hands-on Computer Lab Workshop  
(1 hour)

Learn about online curriculum available through OTAN partnerships and other free Open Education Resources. This workshop will share curriculum tools designed to assist students in Adult Secondary Education (ASE) program and their unique learning needs and preferences. Participants will learn about CK12, a 100% free platform that provides personalized learning for ASE students.

(AUD: ALL • PGM: ASE • CAT: BL)

Evaluation URL: <https://goo.gl/BnQ8jq>

## 35. Enhance the Learning Experience with LEARN360

*Susan Coulter, Baldwin Park Unified School District*

**Computer lab 100** - Hands-on Computer Lab Workshop  
(1 hour)

Learn360 offers more than 160,000 videos, interactives, and maps to enhance your lessons. Teachers working at WIOA funded agencies can get their own FREE account through OTAN. Learn360 resources can be used in your classroom, and linked, downloaded or embedded in Google Classroom, Moodle or on your class Website.

(AUD: All • PGM: ABE, ASE, CTE, ESL • CAT: BL, DL, TI)

Evaluation URL: <https://goo.gl/NEpC8r>

## 36. Putting English to Work 1, 2, and 3 Online, Part 1

*Paul Yung, Los Angeles Unified School District*

*Penny Pearson, OTAN*

**Room 17** - Demonstration (2 hours)

The entire Putting English to Work series – 68 half-hour episodes, along with all corresponding workbook exercises

and unit assessments – are available online, easily accessible on computers, tablets and cell phones. Join this two-hour workshop in a computer-lab setting to experience the course from the teacher and the student's perspective. Get hands-on training in managing the online class, reviewing student work and grading quizzes. Discover the strategies to keep student engagement and retention high.

(AUD: ALL • PGM: ABE, CTE • CAT: BL, DL, TI)

Evaluation URL: <https://goo.gl/ASmmol>

## 37. OTAN Resources for Adult Education

*Anthony Burik, OTAN*

**Room 18** - Demonstration (1 hour)

This workshop focuses on teaching resources available on and through the OTAN website for ABE, High School Diploma/Equivalency preparation, and ESL/EL Civics/Citizenship programs. You will learn to navigate the site and how to use one of our sections titled Teaching with Technology. You will also find online tools for preparing classroom activities, sites to use in your class, and access to online lesson plans as well as activities created by adult education teachers in California.

(AUD: ALL • PGM: ABE, ASE, CTE, ESL • CAT: BL, DL, TI)

Evaluation URL: <https://goo.gl/5rB2zb>

## 38. Can Beginning ESL Students use Chromebooks?

*Alisa Takeuchi, Garden Grove Unified School District*

**Room 23** - Demonstration (1 hour)

Yes! Even Beginning ESL students can learn how to be successful using Chromebooks or Google apps. This presentation demonstrates how breaking down the steps to make a Gmail account, showing students Google apps and extensions, and the power of typing will allow them to be more tech savvy and successful for future college and career readiness. Don't let the level of English stop you from giving them more opportunities using technology on their own.

(AUD: TEA • PGM: ESL • CAT: BL, TI)

Evaluation URL: <https://goo.gl/WGFXVm>

## 39. The End User Experience: Designing Online/Blended Courses

*Sudie Whalen and Victoria Swindell, CALPRO*

**Room 24** - Demonstration (1 hour)

This course will focus on the key elements needed to design online and blended courses. Often when developing courses, the learning objectives are the primary focus and the end user experience is considered last, if at all. This workshop will bring the end user experience to the forefront along with learning objectives, assessments, and use of technology to enhance the learner's experience and encourage persistence.

(AUD: ALL • PGM: ABE, ASE, CTE, ESL • CAT: BL, DL)

Evaluation URL: <https://goo.gl/6D2nzz>

## 40. Teaching with YouTube

*Jennifer Gagliardi, Milpitas Adult Education*

**Computer lab 98** - Demonstration (1 hour)

Go where your students are. Learn how to set up your YouTube channel to deliver quality content to your students inside and outside of the classroom. Bring your own laptop, a Google email address, and leave with a YouTube channel that will help you meet (and exceed) your curriculum goals.

(AUD: ALL • PGM: ABE, ASE, CTE, ESL • CAT: BL, DL, PAC, TI)

Evaluation URL: <https://goo.gl/waWrhm>

## 41. Easy Word, Excel, and Powerpoint Projects for Language Practice, Part 1

*Barry Bakin, Los Angeles Unified School District*

**Computer lab 99** - Hands-on Computer Lab Workshop (2 hours)

Participants will learn (by doing) simple project-based activities for language practice and learning using Word, Excel, and PowerPoint. The activities are adaptable for all levels. Language practice using Word, Excel, and PowerPoint serves the dual purpose of language practice (writing and speaking) and learning basic functions of common software programs in use at home, school, and the workplace.

(AUD: ALL • PGM: ESL • CAT: TI)

Evaluation URL: <https://goo.gl/keBcxV>

## 42. Share the Teacher Love - License Your Work!, Part 1

*Penny Pearson, OTAN*

**Computer lab 100** - Hands-on Computer Lab Workshop (2 hours)

The digital age allows everyone with an internet connection the ability to search, share and use materials as resources in their teaching. This session reviews how to license (copyright) your materials so others can use them the way you intend them to be used! The second hour will be a hands-on practice session to license your materials and give credit to your work to share with the world - or just your other teacher friends.

(AUD: ALL • PGM: ABE, ASE, CTE, ESL • CAT: BL, DL, PAC, TI)

Evaluation URL: <https://goo.gl/ptXxwR>

## 43. Putting English to Work 1, 2, and 3 Online, Part 2

*Paul Yung, Los Angeles Unified School District*

**Room 17** - Demonstration (2 hours)

The entire Putting English to Work series – 68 half-hour episodes, along with all corresponding workbook exercises and unit assessments – are available online, easily accessible on computers, tablets and cell phones. Join this two-hour workshop in a computer-lab setting to experience the course

from the teacher and the student's perspective. Get hands-on training in managing the online class, reviewing student work and grading quizzes. Discover the strategies to keep student engagement and retention high. Continued from Part 1.

(AUD: ALL • PGM: ABE, CTE • CAT: BL, DL, TI)

Evaluation URL: <https://goo.gl/ASmmol>

## 44. Transitioning Technology into a Paper Based ASE Lab

*Janet Kershaw, Refugio Gonzalez, and Luis Serrano*

*El Monte Union High School District*

**Room 18** - Discussion (1 hour)

Join us as we share our journey to bring more technology to our ASE/HSE lab that has been using books and paper. The discussion will include; identifying and setting goals, researching software choices, using moodle, tackling challenges, and connecting with students to try to find the best blended learning scenario.

(AUD: ALL • PGM: ABE, ASE • CAT: BL, DL)

Evaluation URL: <https://goo.gl/LgQZeb>

## 45. Introducing Augmented Reality to Adult Education, Part 1

*Farzana Cassim, Los Angeles Unified School District*

**Room 23** - Demonstration (2 hour)

In this presentation, participants will be introduced to the hot topic the k-12 educators are talking about in their classrooms: Augmented Reality! So come join my session to learn about what Augmented Reality is, to explore the basics of Augmented Reality, and what awesome apps are available for you to experiment. Be prepared to walk away with useful resources and bring out your ideas/creativity. The MERGE cube will be used to demonstrate the available apps.

(AUD: ALL • PGM: ABE, ASE, CTE, ESL • CAT: BL, DL, PAC, TI)

Evaluation URL: <https://goo.gl/edgC3w>

## 46. Implementing Single Sign-On for Adult Students in Partnership with K-12 District

*Sean Abajian, Gunhye Oh, Mimi Yang,*

*and Chris Schaper, Los Angeles Unified School District*

**Room 24** - Discussion (1 hour)

Single sign-on for students is commonplace in K12 districts and also in community colleges and universities. However, it is not as widely found in adult education programs. Learn about successful effort to bring single sign-on to 70,000 DACE adult students by working closely with K12 district (LAUSD). Best practices will be shared, including DACE's highly successful effort to rollout the new single sign-on system in Fall 2018 to all 11 adult schools using gamification.

(AUD: ALL • PGM: ABE, ASE, CTE, ESL • CAT: BL, DL, PAC, TI)

Evaluation URL: <https://goo.gl/oiP9yy>

## 47. Using Technology to Amplify Student Voice

*Neda Anasseri, OTAN*

**Computer lab 98** - Demonstration (1 hour)

Whose voice do you hear, the teacher's or the student's? During this session you will learn how you can empower students to speak up using a variety of technology tools. Participants will be introduced to multiple tools in a fast-paced session. Come and join us as we explore how technology might be use in your adult ed. classroom.

(AUD: TEA • PGM: ABE, ASE, CTE, ESL • CAT: BL, DL, TI)

Evaluation URL: <https://goo.gl/QQvgyV>

## 48. Easy Word, Excel, and Powerpoint Projects for Language Practice, Part 2

*Barry Bakin, Los Angeles Unified School District*

**Computer lab 99** - Hands-on Computer Lab Workshop

(2 hours)

Participants will learn (by doing) simple project-based activities for language practice and learning using Word, Excel, and PowerPoint. The activities are adaptable for all levels. Language practice using Word, Excel, and PowerPoint serves the dual purpose of language practice (writing and speaking) and learning basic functions of common software programs in use at home, school, and the workplace.

(AUD: ALL • PGM: ESL • CAT: TI)

Evaluation URL: <https://goo.gl/keBcxV>

## 49. Share the Teacher Love - License Your Work!, Part 2

*Penny Pearson, OTAN*

**Computer lab 100** - Hands-on Computer Lab Workshop

(2 hours)

The digital age allows everyone with an internet connection the ability to search, share and use materials as resources in their teaching. This session reviews how to license (copyright) your materials so others can use them the way you intend them to be used! The second hour will be a hands-on practice session to license your materials and give credit to your work to share with the world - or just your other teacher friends. *Continued from Part 1*

(AUD: ALL • PGM: ABE, ASE, CTE, ESL • CAT: BL, DL, PAC, TI)

Evaluation URL: <https://goo.gl/ptXxwR>

## 50. Building Classroom Rigor Through Collaborative Technology

*Marci England, Kevin Belcher, and Christina Hyatt,*

*Corona-Norco Unified School District*

**Room 17** - Discussion (1 hour)

Digital literacy and creative collaboration are essential to prepare Adult Learners for college and career. Join us as we

explore gamification strategies to heighten classroom rigor and integrate game mechanics to motivate participation, engagement, and learning. In this presentation we will model what has been working in our classrooms, discuss the importance of using technology to build classroom rigor, share student feedback, and explore areas of growth.

(AUD: ALL • PGM: ABE, ASE, CTE, ESL • CAT: TI)

Evaluation URL: <https://goo.gl/48pJo5>

## 51. Tech Tools for Civic Engagement

*Jennifer Gagliardi, Milpitas Adult Education*

**Room 18** - Demonstration (1 hour)

Empower students to use technology to stay informed about the latest developments related to Immigration, Naturalization, and other government policies. Use mobile and online tools to encourage greater fluency and civic engagement! By adapting and incorporating online civics resources, participants will be able implement learning strategies appropriate for mixed-status ESL, Citizenship or Distance Learning learning environments.

(AUD: ALL • PGM: ABE, ASE, CTE, ESL • CAT: BL, DL, PAC, TI)

Evaluation URL: <https://goo.gl/JSJY1G>

## 52. Introducing Augmented Reality to Adult Education, Part 2

*Farzana Cassim, Los Angeles Unified School District*

**Room 23** - Demonstration (2 hours)

In this presentation, participants will be introduced to the hot topic the k-12 educators are talking about in their classrooms: Augmented Reality! So come join my session to learn about what Augmented Reality is, to explore the basics of Augmented Reality, and what awesome apps are available for you to experiment. Be prepared to walk away with useful resources and bring out your ideas/creativity. The MERGE cube will be used to demonstrate the available apps. *Continued from Part 1*

(AUD: ALL • PGM: ABE, ASE, CTE, ESL • CAT: BL, DL, PAC, TI)

Evaluation URL: <https://goo.gl/edgC3w>

## 53. TOPSpro Enterprise: Designating Focus Areas For EL Civics Classes

*Oscar Peña, CASAS*

**Room 24** - Demonstration (1 hour)

Learn how to set up a Class Instance and designate Focus Areas for EL Civics classes using TOPSpro Enterprise (TE): Civic Participation 231 - Citizenship Preparation 243 - Integrated EL Civics Education (IELCE) Designate additional settings for classes with 243 Integrated EL Civics Education (IELCE) and Integrated Educational & Training (IET) with models for Co-Teaching/"iBEST", Alternate Teacher Model and Collaboration with Outside Organizations.

(AUD: ALL • PGM: CTE, ESL • CAT: PAC)

Evaluation URL: <https://goo.gl/v5Qn4R>

**54. Lunch***All Participants***Cafeteria** - Discussion (1 hour)

Buffet style lunch

(AUD: ALL • PGM: ABE, ASE, CTE, ESL • CAT: BL, DL, PAC, TI)

**Session 8 1:00 - 1:50 p.m.****55. “Spark” Student Interest in Technology With Audio Slideshows***Christian Vela-Che, Katrina Tamura, Kristi Reyes, and Ryan Detwiler, MiraCosta Community College District***Computer lab 98** - Hands-on Computer Lab Workshop (1 hour)

Attend this workshop to learn to use a super simple cloud-based (or online?) video and digital storytelling program. You will leave with a polished video about yourself, the ability to use the program, and ideas for integrating the tool in your teaching. Hear how one agency used this program to start the first of its annual Student Digital Storytelling / Film Festival.

(AUD: TEA • PGM: ABE, ASE, CTE, ESL • CAT: BL, TI)

Evaluation URL: <https://goo.gl/exHuCu>**56. Google Blog to Keep your Teachers in the Loop***Linda Laymon, Marisol Richmond, and Jody Barker, San Juan Unified School District***Computer lab 99** - Demonstration (1 hour)

Learn how to use Google Blog to help teachers be up-to-date in your site’s professional development. Blogger is very interactive and can be used on any device. Besides questions and answers, share classroom tech tools, post teacher how to’s and apps used with students, as well as classroom success stories to inspire other teachers. The sky’s the limit! For a more interactive experience, bring your own device.

(AUD: ALL • PGM: ABE, ASE, CTE, ESL • CAT: PAC, TI)

Evaluation URL: <https://goo.gl/uZRZRE>**57. How it Works: Implementing Blended Learning***Charles Campbell and Angela Olivas, Chaffey Joint Union School District**Amy Goeltzenleuchter, Burlington English***Room 17** - Demonstration (1 hour)

Chaffey Adult School is a pioneer in implementing a unique blended learning model across all levels of ESL. Teachers and students are diving deep to discover the benefits and challenges of using hardware and software every day. Come and learn the real story of what these tools look like in the classroom and how using digital curriculum encourages teachers to build a relevant classroom experience that meets the needs of today’s students and their families.

(AUD: ALL • PGM: ESL • CAT: BL, TI)

Evaluation URL: <https://goo.gl/2brPcY>**58. Tech Up Your Citizenship Class***Jennifer Gagilardi, Milpitas Adult Education***Room 18** - Demonstration (1 hour)

Participants will identify the latest Citizenship resources in the form of quizzes, mobile apps, textbooks, videos, podcasts, websites, online courses, and more. By adapting and incorporating these digital resources, participants will be able to implement learning strategies appropriate for ESL and/or Citizenship classrooms, blended learning, distance learning environments.

(AUD: ALL • PGM: ESL • CAT: BL, DL, PAC)

Evaluation URL: <https://goo.gl/WX1juU>**59. Making an Impact on College and Career Readiness!***Beth Pickett, The NROC Project**Penny Pearson and Neda Anasseri, OTAN***Room 23** - Demonstration (1 hour)

Through an OTAN/NROC Project ([nroc.org](http://nroc.org)) partnership, CA WIOA-funded agencies have FREE access to high-impact resources for math, English, and more. Our OTAN partners have been instrumental in the evolution of NROC’s efforts, and today our web-based resources are used by agencies around the country to support tools such as GED and CASAS, as well as over 150 career pathways. Learn about our progress on mission and how this collaboration can serve YOUR local students.

(AUD: ALL • PGM: ABE, CTE • CAT: BL, DL, TI)

Evaluation URL: <https://goo.gl/BBKbhV>**60. Creating a Class Website***Anthony Burik, OTAN***Room 24** - Demonstration (1 hour)

Have you thought about creating a website for your class, or to teach an online class? There are a number of website products where (depending on the product) you can post assignments, have an online discussion, and organize documents for your students. You can also create quizzes and track student results. This workshop will introduce you to some website products and basic functions to assist you in creating a course website for your class.

(AUD: TEA • PGM: ABE, ASE, CTE, ESL • CAT: BL, DL, TI)

Evaluation URL: <https://goo.gl/F5yXSW>



## 61. Closing/Tech Slam

All Participants

**Multiple Purpose Room - Discussion (1 hour)**

Come join us at the Tech Slam! What is an Ed Tech Share Slam? This is a fast-paced session to share educational technology tips with your colleagues. It could be a website, an application, browser extension, or search term that you are using with your students to enhance your teaching. Thank you for attending the 30th Anniversary 2019 Technology and Distance Learning Symposium!

(AUD: ALL • PGM: ABE, ASE, CTE, ESL • CAT: BL, DL, PAC, TI)

Evaluation URL: <https://goo.gl/wZ4m9x>



### Thank you for attending OTAN's 30th Anniversary at the 2019 Technology and Distance Learning Symposium!

Following each presentation, please take a moment to fill out the online evaluation form. Room monitors will point out the short URLs and QR Codes to use for your particular session. After the symposium, look for an email requesting that you complete an evaluation of the overall conference. You may also use the QR Codes to the right to submit your evaluations. Your feedback is important in helping us plan the 2020 event.

TDLS has always been a time to network and share with friends and colleagues. We've made rooms 21 and 22 available to use for this purpose. This is also a place where you can share informally with new colleagues when the presentation of your choice is full.

We would like to give special thanks to all those who volunteered as room monitors for each presentation session, as well as the Hacienda La Puente Adult Education - Willow Center staff for their assistance and coordination. Everyone helped to make this a great gathering!

### Presentation Evaluations

Please use this QR Code to evaluate each presentation you attended during the 2019 TDL Symposium. Your feedback will help us plan future events.




### Symposium Evaluation

Please use this QR Code for your evaluation of the 2019 TDL Symposium.



A few weeks after the conclusion of the symposium, please visit our website at [www.otan.us](http://www.otan.us) to access available workshop handouts and resources, as well as videos of select presentations. Additionally, archived resources from previous symposia are available by following this path: OTAN HOME >> RESEARCH & REFERENCE >> Presentations.



# MY SYMPOSIUM SCHEDULE

Create your own schedule using the matrix below.

Does your employer require documentation of professional development? If acceptable to your organization, use this form to verify your participation in the 2019 Technology and Distance Learning Symposium.

## Instructions:

Fill in the title of the presentation and the name of the presenter. At the end of the session, ask the presenter to initial your form. The room monitor/volunteer can also initial this form if the lines are too long for the presenter.

Friday, March 1			
Session	Time	Selected Presentation	Presenter's Initial
Welcome	9:00 - 9:20 a.m.	WELCOME! Please remember to sign in at the registration desk.	N/A
Keynote/ General Session	9:30 - 11:00 a.m.	Presentation: _____ Room #: _____ Presenter: _____	
Session 1	11:10 - 12:00 p.m.	Presentation: _____ Room #: _____ Presenter: _____	
Session 2	1:10 - 2:00 p.m.	Presentation: _____ Room #: _____ Presenter: _____	
Session 3	2:10 - 3:00 p.m.	Presentation: _____ Room #: _____ Presenter: _____	
Session 4	3:40 - 4:30 p.m.	Presentation: _____ Room #: _____ Presenter: _____	

Saturday, March 2			
Session	Time	Selected Presentation	Presenter's Initial
Session 5	9:00 - 9:50 a.m.	Presentation: _____ Room #: _____ Presenter: _____	
Session 6	10:00 - 10:50 a.m.	Presentation: _____ Room #: _____ Presenter: _____	
Session 7	11:00 - 11:50 a.m.	Presentation: _____ Room #: _____ Presenter: _____	
Session 8	1:00 - 1:50 p.m.	Presentation: _____ Room #: _____ Presenter: _____	
Closing/ Tech Slam	2:00 - 2:50 p.m.	Presentation: _____ Room #: _____ Presenter: _____	



# Many thanks to the following people who made this happen

## Hacienda La Puente Adult Education - Willow Center

### HLP Board of Education

Mr. Martin G. Medrano, President  
Mr. Anthony Duarte, Vice President

Dr. Joseph K. Chang, Clerk  
Gino Kwok, Esq., Member

Mr. Jeffrey De La Torre, Member

Mrs. Cynthia Parulan-Colfer, Superintendent  
Annie Bui, Associate Superintendent,  
Business Services

Dr. Judy Fancher, Assistant  
Superintendent, Curriculum,  
Assessment and Instruction, PreK-12

Jill Rojas, Assistant  
Superintendent, Human Resources

### HLP Adult Education

Dr. Gregory Buckner, Executive Director of Adult and Continuing Education  
Paul Micah Goins, Director, Career and Technology Education  
Elbia Sarabia, Director, Adult Academics and Community Education  
Theresa Petersen, Assistant Director, Adult Academics and Community Education  
Jorge Seccia, Program Administrator, Workforce  
Valerie Clifford, Program Administrator, Health Careers  
Magy Gharghoury, Program Administrator, Innovative Rehabilitation Services  
Maria Tellez, Administrator of Counseling Services - Academics  
Crystal Ontiveros, Administrator of Counseling Services - IRS  
George Stransky, Administrator of Counseling Services - IRS

Judy Craig, Adult School Office Manager  
Bridgitt Grosser, Billing Clerk  
Rob Sharp, Technology Service Technician  
Doug Fore, Chef  
Mike Roberts, Custodial/Building Maint.  
Oscar Fausto, Custodian II  
Marcus Azuela, Custodian I  
Catalina Alcaraz, Custodian I  
Fidel Perez, Custodian I  
Arturo Gutierrez, Custodian I

### OTAN Staff

Diana Batista - Adult Education Director ..... [dbatista@scoe.net](mailto:dbatista@scoe.net)  
Penny Pearson - Coordinator, Distance Learning Projects ..... [ppearson@otan.us](mailto:ppearson@otan.us)  
Neda Anasseri - Coordinator, Technology Projects ..... [nanasseri@otan.us](mailto:nanasseri@otan.us)  
Melinda Holt - Project Specialist II, Technology Integrator ..... [mholt@otan.us](mailto:mholt@otan.us)  
Joey Peterson - Program Specialist II, Database Management ..... [jpeterson@otan.us](mailto:jpeterson@otan.us)  
Kiu Chuong - Project Specialist II ..... [kchuong@scoe.net](mailto:kchuong@scoe.net)  
Anthony Burik - Project Specialist II, Technology Projects ..... [aburik@otan.us](mailto:aburik@otan.us)  
Marjorie Olavides - Project Specialist I, Technology Training Development ..... [molavides@otan.us](mailto:molavides@otan.us)  
Michael Pierce - Multimedia Design Specialist ..... [mpierce@otan.us](mailto:mpierce@otan.us)  
Douglas Rennie - Video Production Specialist ..... [drennie@otan.us](mailto:drennie@otan.us)  
Cheryl Young - Administrative Assistant ..... [cyoung@otan.us](mailto:cyoung@otan.us)  
Brandon Wilson - Staff Secretary ..... [bjwilson@otan.us](mailto:bjwilson@otan.us)

### Special Thanks to:

All of the many volunteers, room monitors, and others who helped make this event possible and all HLP AE staff, teachers and learners for being gracious hosts.

### Index of Presenters

Sean Abajian ..... [sean.coppedge@lausd.net](mailto:sean.coppedge@lausd.net)  
Neda Anasseri ..... [nanasseri@otan.us](mailto:nanasseri@otan.us)  
Barry Bakin ..... [barry.bakin@lausd.net](mailto:barry.bakin@lausd.net)  
Jody Barker ..... [jody.barker@sanjuan.edu](mailto:jody.barker@sanjuan.edu)  
Diana Batista ..... [dbatista@scoe.net](mailto:dbatista@scoe.net)  
Kevin Belcher ..... [kevin.belcher@cnusd.k12.ca.us](mailto:kevin.belcher@cnusd.k12.ca.us)  
Anthony Burik ..... [aburik@otan.us](mailto:aburik@otan.us)  
Charles Campbell ..... [charles.campbell@cjuhsd.net](mailto:charles.campbell@cjuhsd.net)  
Farzana Cassim ..... [fxc9639@lausd.net](mailto:fxc9639@lausd.net)  
Armida Chow ..... [achow@hlpusd.k12.ca.us](mailto:achow@hlpusd.k12.ca.us)  
Martha Clayton ..... [claytoma2@faculty.laccd.edu](mailto:claytoma2@faculty.laccd.edu)  
Susan Coulter ..... [coulterse@gmail.com](mailto:coulterse@gmail.com)  
Ryan de la Vega ..... [delavega.ryan@tusd.org](mailto:delavega.ryan@tusd.org)  
Yecsenia Delgado Lorenzo ..... [ydelgado@hlpusd.k12.ca.us](mailto:ydelgado@hlpusd.k12.ca.us)  
Ryan Detwiler ..... [rdetwiler@miracosta.edu](mailto:rdetwiler@miracosta.edu)  
Holda Dorsey ..... [support@otan.us](mailto:support@otan.us)  
Marci England ..... [mengland@cnusd.k12.ca.us](mailto:mengland@cnusd.k12.ca.us)  
John Fleischman ..... [john.fleischman@gmail.com](mailto:john.fleischman@gmail.com)  
Karla Frizler ..... [kfriz@me.com](mailto:kfriz@me.com)  
Susan Gaer ..... [susangaer@gmail.com](mailto:susangaer@gmail.com)  
Jennifer Gagliardi ..... [twttwtparakeet@gmail.com](mailto:twttwtparakeet@gmail.com)  
Amy Goeltzenleuchter ..... [amy.g@burlingtonenglish.com](mailto:amy.g@burlingtonenglish.com)  
Refrugio Gonzalez ..... [ref.gonzalez@emuhsd.org](mailto:ref.gonzalez@emuhsd.org)  
Joyce Hinkson ..... [support@otan.us](mailto:support@otan.us)  
Melinda Holt ..... [mholt@otan.us](mailto:mholt@otan.us)  
Christina Hyatt ..... [christina.hyatt@cnusd.k12.ca.us](mailto:christina.hyatt@cnusd.k12.ca.us)  
Debbie Jensen ..... [debbiejensen2000@hotmail.com](mailto:debbiejensen2000@hotmail.com)  
Elena Jones ..... [ejones@glenncoe.org](mailto:ejones@glenncoe.org)  
Janet Kershaw ..... [janet.kershaw@emuhsd.org](mailto:janet.kershaw@emuhsd.org)

Adam Kieffer ..... [adam.kieffer@spps.org](mailto:adam.kieffer@spps.org)  
Linda Laymon ..... [linda.laymon@sanjuan.edu](mailto:linda.laymon@sanjuan.edu)  
Luciano Morales ..... [morale2@faculty.laccd.edu](mailto:morale2@faculty.laccd.edu)  
Brenda Nava ..... [bnava@hlpusd.k12.ca.us](mailto:bnava@hlpusd.k12.ca.us)  
Gunhye Oh ..... [gx04321@lausd.net](mailto:gx04321@lausd.net)  
Angela Olivas ..... [angela.olivas@cjuhsd.net](mailto:angela.olivas@cjuhsd.net)  
Penny Pearson ..... [ppearson@otan.us](mailto:ppearson@otan.us)  
Oscar Peña ..... [opena@casas.org](mailto:opena@casas.org)  
Beth Pickett ..... [bpickett@nroc.org](mailto:bpickett@nroc.org)  
Michael Pierce ..... [mpierce@otan.us](mailto:mpierce@otan.us)  
Franciso Pinedo ..... [fpinedo@soledad.k12.ca.us](mailto:fpinedo@soledad.k12.ca.us)  
Kristi Reyes ..... [kreyes@miracosta.edu](mailto:kreyes@miracosta.edu)  
Marian Richmond ..... [mrichmond@sanjuan.edu](mailto:mrichmond@sanjuan.edu)  
Mitch Rosin ..... [mitch.rosin2@gmail.com](mailto:mitch.rosin2@gmail.com)  
David Saechao ..... [dsaechao@glenncoe.org](mailto:dsaechao@glenncoe.org)  
Chris Schaper ..... [cgs38961@lausd.net](mailto:cds38961@lausd.net)  
Luis Serrano ..... [luis.serrano@emuhsd.org](mailto:luis.serrano@emuhsd.org)  
Victoria Swindell ..... [vswindell@air.org](mailto:vswindell@air.org)  
Alisa Takeuchi ..... [alisa.takeuchi@gmail.com](mailto:alisa.takeuchi@gmail.com)  
Katrina Tamura ..... [ktamura@miracosta.edu](mailto:ktamura@miracosta.edu)  
Marian Thacher ..... [support@otan.us](mailto:support@otan.us)  
Christian Vela-Che ..... [cvelache@miracosta.edu](mailto:cvelache@miracosta.edu)  
Diana Vera-Alba ..... [dianaveraalba@gmail.com](mailto:dianaveraalba@gmail.com)  
Linda West ..... [support@otan.us](mailto:support@otan.us)  
Sudie Whalen ..... [swhalen@air.org](mailto:swhalen@air.org)  
Jerry Yamashita ..... [jerry.yamashita@hccts.org](mailto:jerry.yamashita@hccts.org)  
Mimi Yang ..... [mjy14701@lausd.net](mailto:mjy14701@lausd.net)  
Paul Yung ..... [paul.yung@lausd.net](mailto:paul.yung@lausd.net)  
Dr. Carolyn Zachry ..... [czachry@cde.ca.gov](mailto:czachry@cde.ca.gov)


# California Adult Education Students Succeed Program Honorees

The California Adult Education Students Succeed program identifies learners who have reached their goals as a result of their participation in the adult education system. The project disseminates the stories of these students and the exemplary programs that assisted them. To participate in the project, nominations may be submitted by any California adult education agency at any time. Agencies can access the stories and videos online at the [www.adultedlearners.org](http://www.adultedlearners.org) website which is maintained by the Outreach and Technical Assistance Network (OTAN). Student success stories may be highlighted at conferences throughout California and distributed to local, regional, and state officials.

We would like to congratulate this year's accomplished honorees: Wendy Samayoa and Patricia Holmes. We would like to thank Stephanie Kriebel at San Mateo Adult School and Jerry Yamashita at Highlands Community Charter School for nominating this year's winners.

## Wendy Samayoa

Wendy arrived from Guatemala in July 2016 and began ESL classes at San Mateo Adult School. Shortly thereafter, she enrolled in the high school diploma program. In her country, Wendy was a college-educated teacher; learning English and getting her diploma were like starting over. Wendy joined SMAS's Ambassador program, welcoming new students to school. She served as Student Council President for the 2017–18 school year. She presented at two conferences on "Student Leaders as Agents of Change." She also helped pioneer two ESL activities: the City Government Academy and the Eat Healthy Be Active Community Health Program. Wendy graduated with her diploma in June 2018 and will study ESL at community college this year. She continues to provide language and translation support to beginning ESL classes. She has been encouraged to become a teacher in the United States.



## Patricia Holmes

In 2004, Patricia Holmes's husband left her. Within ninety days, her car was repossessed and she faced homelessness as a single mother with a criminal history. After hitting "rock bottom," Patricia moved to Sacramento. She attended two adult schools, but after a few years she was still no closer to her diploma. She felt like giving up. She found a coach who directed her to the Greater Sacramento Urban League and the Highlands Community Charter School in May 2015. In February 2016, Patricia started the felony expungement process, and by December, her record was cleared. At Highlands, Patricia found a place to thrive despite a rocky road. Although she was overwhelmed with academic requirements, Patricia graduated in September 2017 ahead of schedule! And she recently purchased a new car!

*Nominations are being accepted through April 15, 2019 for inclusion in the 2019 California Adult Education Students Succeed program. Share your student's story at [www.adultedlearners.org](http://www.adultedlearners.org). It could serve as an inspiration to others struggling to achieve their dreams and goals.*

# OTAN Curriculum Offers

OTAN works to negotiate the best free or reduced-cost special offers for online curriculum licenses and professional development resources suggested by our OTAN Advisory Committee and adult educators in the field. We have a number of offers and pilot programs that may be of interest to you and your colleagues. There is no cost to enroll in these offers for WIOA-funded agencies. You can learn more about these offers at <https://goo.gl/Vd9cSB>

## Essential Education

OTAN is offering a self-paced Blended Learning course from Essential Education. This Blended Learning course starts with the basics of educational technology concepts, and then gives the instructor the tools and skills to blend the best ed tech with their direct instruction. The results are amazing. Blending traditional classroom instruction with technology will improve student learning and motivation by 30%. The challenge for the adult ed instructor is to find the time and technical knowledge to make it happen.



## Revolution English

Revolution English helps students practice English outside of the classroom utilizing language immersion strategies, coaching techniques, and accessible technology. The program is like a “Fitbit” for ESL learners - it holds students accountable to the goals that they set for themselves and helps them reach their goals. Revolution English is a program that

compliments your school’s adult ESL classes. It is technology that empowers English Language Learners with literacy habits, strategies for lifelong learning, and it provides fun, authentic content for students to engage with and practice English every day.

## i-Pathways

The i-Pathways project is a web based high school equivalency prep curriculum. The modules include Basic Writing, Basic Math, Math, Language Arts, Science, Social Studies, and Consumer Education. Programs will be able to use the i-Pathways project with students in a variety of ways: classroom supplement, hybrid, or at a distance. i-Pathways has a 20+ year history of delivering high quality content, a reliable and secure system, and ongoing support for users, ensuring programs and students have the support necessary to be successful.



## Learn360

Learn360 is the ultimate K–12 streaming multimedia resource now available for adult educators as well. Teachers and students can access more than 148,000 multimedia resources provided by more than 200 top educational producers—including high-quality full-length videos, video clips, images, audio files, articles, activities, worksheets, interactives, and more—on any Internet-enabled device, anytime, anywhere. Its enhanced,

state-of-the-art platform, featuring the content, navigation, educator tools, speed, and performance that today’s online experience demands, makes Learn360 a powerful tool for flipped classrooms, blended instruction, project-based learning, and 1:1 environments.

Willow Ave

K3

**Multi-Purpose Room**

**Register Here**



Food permitted in Multi-Purpose Room




**Food Service**

**Cafeteria**

Lunch Served Here

**Building C**

Room 16   Room 15   Room 14   Room 13

Room 20   Room 19   **Room 18**   **Room 17**  

**Room 24**    **Room 23**    Room 22    Room 21  

Room 26   Room 25



Rooms 21 and 22 are available for networking and device charging.



**Computer Lab 99**   Room 101   Room 103   Room 105   Room 107   Room 112   Room 116

**Computer Lab 98**   **Computer Lab 100**   Room 102   Room 104   Room 108   Room 110   Room 113   Room 118

**Room 119**

*East / West Passage*

Room 89 Optician   Room 73 Dental Assistant       Room 53 Cosmetology

Main Office   Workforce Office   Assessment Services  

**Building B**

Main Gate

Gate 2

Nelson Ave



**OTAN**  
Outreach and Technical Assistance Network

**Technology and Distance Learning Symposium 2019**

Hacienda La Puente Adult Education - Willow Center  
March 1-2, 2019

**LEGEND**

 Restrooms

 Presentation Rooms