

TECH TOOLS FOR ASSESSMENT – PART 3

Wednesday, July 29, 2020

Anthony Burik, OTAN Project Specialist

aburik@otan.us or Twitter @otananthony

Link to this presentation: bit.ly/TechToolsAssess



Outreach and Technical Assistance Network

TO LEAD CALIFORNIA ADULT EDUCATION IN THE INTEGRATION OF TECHNOLOGY
INTO THE EDUCATIONAL PROCESS, ULTIMATELY EMPOWERING LEARNERS TO MEET
THEIR ACADEMIC, EMPLOYMENT AND CIVIC GOALS.

Face-to-Face and
Online Training

News Articles

Teaching with
Technology

Annual Technology
and Distance Learning
Symposium

Teachers' and
Administrators'
Digests

Online Resources
for Adult Education



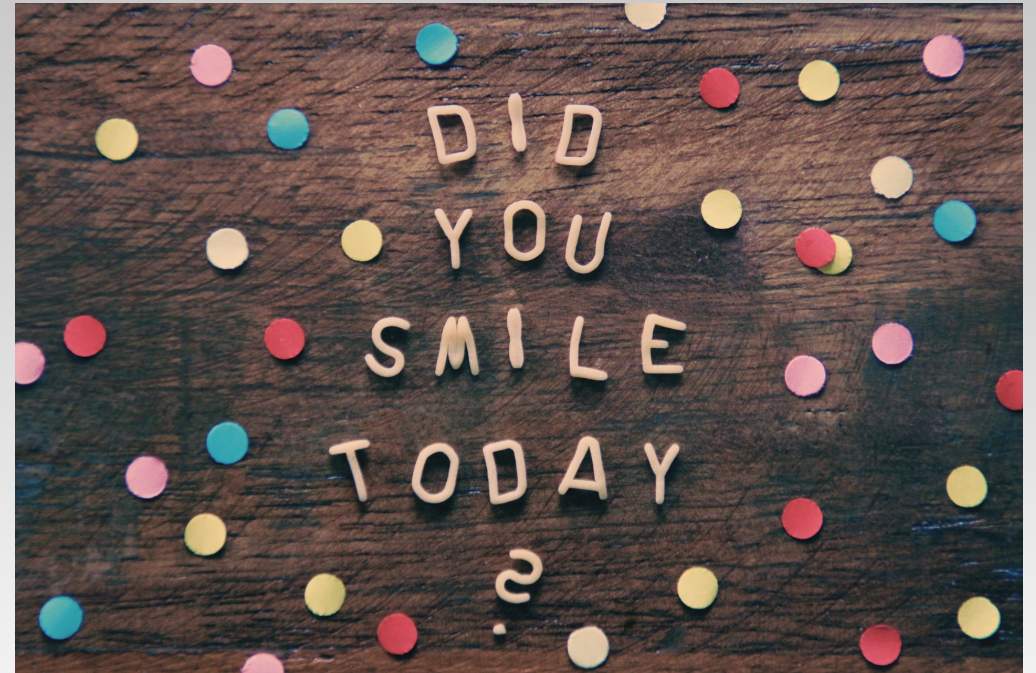
Visit OTAN.us for more information on OTAN offerings
916-228-2580

SERIES AGENDA AND RESOURCES

- Part 1 – Introduction to the topic, question formation, and questionnaires (polls, surveys, exit tickets)
- Part 2 – Tech tools to present and assess simultaneously
- **Part 3 – Tech tools for formative and summative assessment, and the importance of data collection**
- **Part 4 – Show, tell, and ask! (Friday 7/31, 1:00pm)**
- Reminder about resources: bit.ly/TechToolsAssess

QUESTIONNAIRE

- A questionnaire is a set of questions for obtaining statistically useful or personal information from individuals.
([Merriam-Webster definition](#))



QUESTION FORMATION

- The question is... Are we asking good questions?



POLL OR SURVEY?

- We tend to use these interchangeably. However...
- A poll is used to ask one simple question while a survey is generally used to ask a wide range of multiple questions.
(crowdsignal.com)
- Keep this in mind when you consider how to structure your assessment.

POLL AND SURVEY TECH TOOLS

- There are many polling and surveying tools – they may not be geared towards educators, but we can adapt them for class and students.
- Examples: [Poll Everywhere](#), [DirectPoll](#), [Swift](#), [GoSoapBox](#), [SurveyMonkey](#), and Google Forms/Microsoft Forms

POLL EVERYWHERE

- We're going to practice with a tool called Poll Everywhere.
- First step: Create an account at polleverywhere.com
- Make sure to select free K12 or Higher Ed account.



USING VIDEO TO PRESENT AND ASSESS

- While students are watching a video, they can also be answering questions to check comprehension.
- You could do the video activity in class and/or house the video activity in your LMS (Moodle, Canvas, Google Classroom, etc.).
- Examples: [Edpuzzle](#), [PlayPosit](#), [TED-Ed](#), and [ESL Video](#) and [iSLCollective](#) for ESL students

EDPUZZLE

- We're going to practice with a tool called Edpuzzle.
- First step: Create an account at edpuzzle.com
- Second step: Download the Edpuzzle app on your mobile device



USING SLIDES TO PRESENT AND ASSESS

- While you are presenting using PowerPoint or Google Slides, you can also be asking questions to check comprehension.
- Examples: [PollEverywhere](#), [Mentimeter](#), [Pear Deck](#), and [Nearpod](#)
- (My assumption is that you are familiar with either Powerpoint or Google Slides or both!)

FORMATIVE ASSESSMENT TOOLS – 1

- Formative assessment refers to tools that **identify** misconceptions, struggles, and learning gaps and **assess** how to close those gaps. ([Yale CTL](#))
- An exit ticket is a formative assessment tool – for example, we ask students at the end of the lesson what questions they still have.
- Some teachers also use entrance tickets!

FORMATIVE ASSESSMENT TOOLS – 2

- Examples: [Kahoot!](#), [Quizlet](#), [Quizizz](#), [Formative](#), [Socrative](#), and others
- Suggestion: Create a department or school account, rather than individual accounts.

SOAPBOX!

- There is usually a free version of the edtech tool, which offers only limited features. Consider a school subscription!



KAHOOT!

- Kahoot! is a game-based learning platform that makes it easy to create, share, and play learning games or trivia quizzes in minutes.
- There is a new distance learning option for learners.

Kahoot!

KAHOOT! – HOW TO

- Teachers create and share at kahoot.com
- Learners play at kahoot.it or download the Kahoot! app.
- Students can also create their own accounts.


Kahoot!


KAHOOT! – QUIZ QUESTIONS

1 Quiz

Type your question

20







Add question

Question bank


Test knowledge




Quiz
Give players several answer alternatives to choose from



True or false
Let players decide if the statement is true or false




Type answer
Ask players to type the correct answer




Puzzle
Ask players to place answers in the correct order

Collect opinions



Poll
Gather player opinions

Present Info



Slide
Give players more context or additional explanation


KAHOOT! – TWO WAYS TO PLAY

Choose a way to play this kahoot



Teach

Play a live game together with learners over video or in class



Assign

Assign a challenge game to learners who play it at their own pace

QUIZLET

- Quizlet is a learning platform that provides engaging study tools to help people practice and master whatever they're learning.
- Starting point are vocabulary or study sets.



Quizlet

QUIZLET – HOW TO

- Teachers create and share at quizlet.com
- Learners play at quizlet.live or download the Quizlet app.
- Students can create their own accounts and/or join a class.



Quizlet

QUIZLET – SET ACTIVITIES (TEACHER VIEW)

#52 Adv-Communicating at Work

4.6 ★ ★ ★ ★ ★ 5 Reviews [Leave a rating](#)

STUDY

 **Flashcards**

 Learn

 Write

 Spell

 Test

PLAY

 Match

 Gravity

 Live

hard skills




1/15



QUIZLET LIVE – TWO WAYS TO PLAY

How would you like to play?

Select a game.



TEAMS

Place your students into teams

Select



INDIVIDUALS

Students compete against each other individually

Select

QUIZZZ

- Quizizz allows you to conduct student-paced formative assessments in a fun and engaging way for students.
- They have added a flashcards feature for more practice (the reverse of Quizlet).

Quizizz

QUIZIZZ – HOW TO

- Teachers create and share at quizizz.com
- Learners play at joinmyquiz.com or download the Quizizz app.
- Students can create their own accounts and/or join a class.



Quizizz

QUIZIZZ – QUIZ (TEACHER VIEW)



Otan Techy

[View profile](#)

[+ Create](#)

[Search](#)

[My library](#)

[Reports](#)

[Classes](#)

[Collections](#)

[Memes](#)

[Quiz](#)



Soft Skills Synch

8th grade

Played 5 times

Other



an hour ago by
[otantechy](#)

0

[Save](#)

[Edit](#)

[Start a multiplayer game](#)

[Play Live](#)

[Assign HW](#)

[Solo Practice](#)

[Practice](#)

QUIZIZZ – TWO WAYS TO PLAY (AND TEST)

Soft Skills Synch

5 questions

Continue

Pick your game mode



Team



Classic

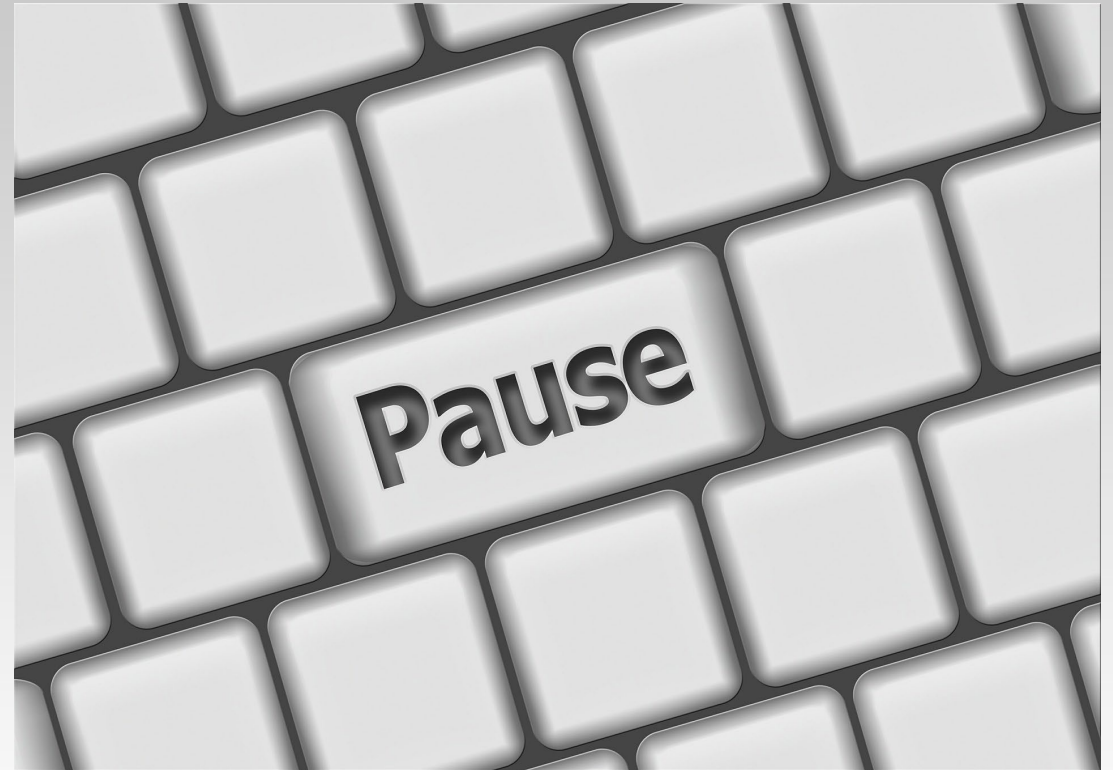


Test

Students answer at their own pace, compete individually, and have a blast along the way.

BREAK!

- Get up, stretch, step away from electronics, hydrate, etc.
- We'll restart in 2 minutes.



SUMMATIVE ASSESSMENT – 1

- Summative assessments **evaluate** student learning, knowledge, proficiency, or success at the conclusion of an instructional period, like a unit, course, or program. ([Yale CTL](#))
- Typically a quiz or test, but there are other options.

SUMMATIVE ASSESSMENT – 2

- Let's review my handout “Digital Resources for Assessments” that focuses on summative assessments.
- Reminder about resources: bit.ly/TechToolsAssess

EXIT TICKET (OR ENTRANCE TICKET?)

- An exit ticket is a kind of questionnaire.
- We use it at the end of class to see what students have learned (and not learned).
- Create – Collect – Clarify (theteachertoolkit.com)
- Entrance ticket would be a similar tool at the start of class, although you wouldn't have a lot of time to analyze the results.

EXIT TICKETS – SOME POSSIBILITIES 1

- Check student understanding, or
- Emphasize the essential question/topic/grammar point/etc.
- Question: What would be a good question to ask in the exit ticket from today's webinar?


EXIT TICKETS – SOME POSSIBILITIES 2

- Have students ask questions they still have.

EXIT TICKETS – SOME POSSIBILITIES 3

- Give students the chance to apply the content in a new way, or
- Have students solve a problem or answer a significant question.
- Question: What would be a good question to ask in the exit ticket in this regard?

OTAN MEMBERSHIP – PLEASE JOIN!



OTAN
Outreach and Technical Assistance Network

About Us ▾ Training ▾ Resources ▾ Stay Connected ▾ Vid ▾

Join OTAN ▾
Membership

Search Keyword




Technology and Distance Learning
Symposium 2020

Top Story

New Website

TRAINING OPPORTUNITIES



30 YEARS

Outreach and Technical Assistance Network

About Us ▾ **Training ▾** Resources ▾ Stay Connected ▾ Video Presentations ▾

Join OTAN ▾

Search Keyword **GO**

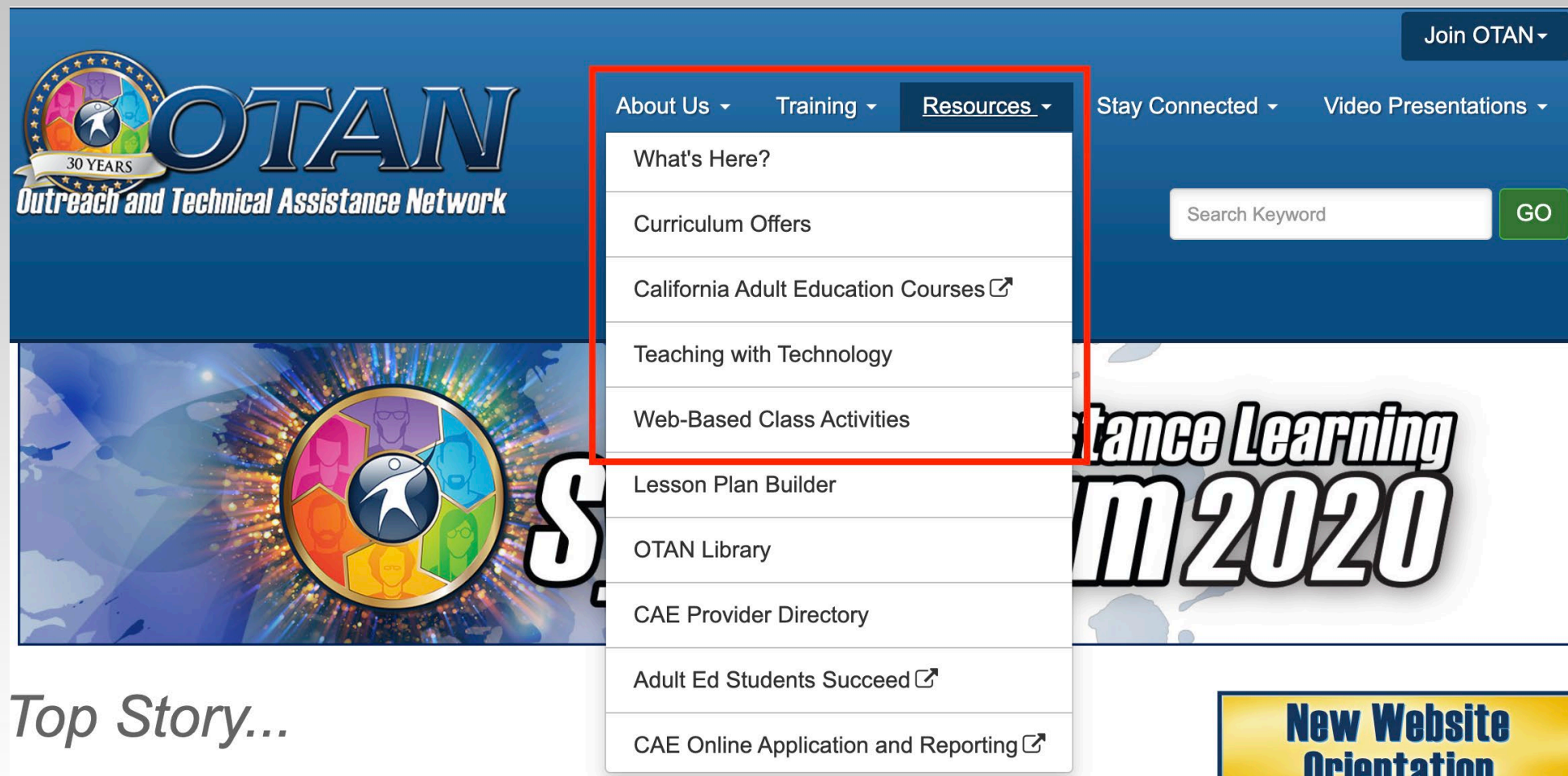
- What's Here?
- Face-to-Face Workshops
- Online Workshops
- Technology and Distance Learning Symposium
- Digital Leadership Academy (DLAC)
- CAE Professional Development Training Calendar [↗](#)

Technology and Distance Learning Symposium 2020

Top Story

New Website

TEACHING TOOLS AND RESOURCES



The screenshot shows the OTAN website with the 'Resources' dropdown menu open. The menu is highlighted with a red border and contains the following items:

- About Us ▾
- Training ▾
- Resources ▾
 - What's Here?
 - Curriculum Offers
 - California Adult Education Courses ↗
 - Teaching with Technology
 - Web-Based Class Activities
 - Lesson Plan Builder
 - OTAN Library
 - CAE Provider Directory
 - Adult Ed Students Succeed ↗
 - CAE Online Application and Reporting ↗
- Stay Connected ▾
- Video Presentations ▾

Join OTAN ▾


Search Keyword

Distance Learning
2020

New Website
Orientation

Top Story...

STAY CONNECTED TO OTAN




OTAN
Outreach and Technical Assistance Network

[About Us](#) [Training](#) [Resources](#) [Stay Connected](#) [Video Presentations](#)

[Join OTAN](#)

[GO](#)

- What's Here?
- Adult Education News
- Administrators' Digests
- Teachers' Digest
- Newsletter
- Social Media



Technology and Learning
Symposium 2020

Top Story

New Website

3-2-1 REFLECTION TOOL

Reflect on...

- 3 things you learned today
- 2 things you will share
- 1 thing you will try

And resources are available at
bit.ly/TechToolsAssess

Friday 1:00pm – Your turn!



OTAN CONTACT INFORMATION

Outreach and Technical Assistance Network

📍 P.O. Box 269003

Sacramento, CA 95826-9003

📞 916-228-2580

✉️ support@otan.us ↗️



Face-to-Face and
Online Training

News Articles

Teaching with
Technology

Teachers' and
Administrators'
Digests

Annual Technology
and Distance
Learning Symposium

Online Resources
for Adult Education



Subscribe



/OTANServesAdultEducation

Like Us



/OTANServesAdultEducation

Follow Us



/OTAN

Visit OTAN.us for more information on OTAN offerings
916-228-2580