

Quick and Easy Internet Activities

for the Adult English Language Learner

Stockton School for Adults
ITAP Workshop
January 27, 2003

Linda Boice

OTAN activities are funded by contract #2000 of the Federal P.L., 105-220, Section 223, from the Adult Education Office, Education Support Services, California Department of Education. However, the content does not necessarily reflect the position of that department or the U.S. Department of Education

Contents

Computer Basics

These materials are for students who already have some working knowledge of computer basics such as basic terminology and an understanding of how to use various computer components such as the mouse, keyboard, monitor, etc. The sample activities included in this packet are all written for Intermediate Level ESL classes because that is what I teach. For those who have beginning classes, you will need to find ways to deliver essentially the same information in an easier format—probably with more pictures and fewer words.

Customizing Instructional Materials

With this material, as with any “how to” printed material, it has been my experience as a teacher that I find some things that I can use, and I find some things that I can only use as a model. For many of you, that is what you will have to do with this material—use it as a model from which you can build your own instructional handouts. I’ve found that most teachers with a working knowledge of a computer word processing program, such as Microsoft word, can learn to design their own handouts and teaching tools. I have created everything in this packet as needed to cover a particular topic in my classroom by using the following word processing tools:

- Font changes to text size and type
- Text boxes and Tables
- Graphics from clip art and “Print Screen” to capture images from the Internet or other computer programs currently showing on the computer monitor.

Coping with Classroom Computer Limitations

The biggest hurdle for many adult ESL teachers is the fact that they often have just one or two computers in their own classrooms. To accommodate this limitation, I have designed a number of quick and easy Internet activities that your students can do while other students are. . .

- conducting a classroom survey
- writing in their journals
- working in a listening lab
- working independently with grammar assignments, or other seat work
- working in groups where one student from the group acts as the computer person for the whole team

The goal is to try and think of one or two quick and easy computer activities that can be done in just a few minutes right in the classroom for as many curriculum topics as possible (i.e. accessing community resources, travel, employment, etc.) Next, find ways to extend those simple classroom computer activities into something your students can take with them to a school computer lab where they can all work together for at least an hour at a time.

A few minutes in the classroom several times a week, and an hour or two monthly in a computer lab may not seem like much. However, it always amazes me how confident my

students begin to feel about their own personal computer use even after just two or three months of this system. In fact, I actually think my students' computer anxiety levels are reduced with this system because they know that they only will have to spend five to ten minutes each on the classroom computers to learn something useful about which they may have previously been intimidated and afraid.

An actual advantage to only having a few computers in your classroom is that you can spend quality one-on-one time with your individual students while the others are working independently. As you walk around the room reading journal entries or classroom surveys, just walk by your classroom computers as well where you can stop to give individual help and advice. However, you will soon discover that your students will begin to spontaneously share with the next person at the classroom computer what you have previously taught the first few. So now your students are not only learning how to use the computer, they are also practicing their English listening and speaking skills.

My hope is that you will find this packet a helpful springboard from which you, as an ESL teacher, will begin to design your own great "quick and easy" classroom computer activities to complement your existing ESL curriculum.

E-mail questions and comments are welcome. (linda_boice@yahoo.com)

Finding Information on the Internet

“For more information, you can log on and visit our Internet site at www [dot] blah, blah, blah [dot] com.” Have you heard something like this on the radio and television lately? Why do you think all these people are asking you to visit their Internet sites? Share what you know about the Internet with your class:

1. What does www mean? _____
2. What does .com mean? _____
3. Have you heard some other web address endings like .edu and .org? What do they mean?

Look at the following web address:

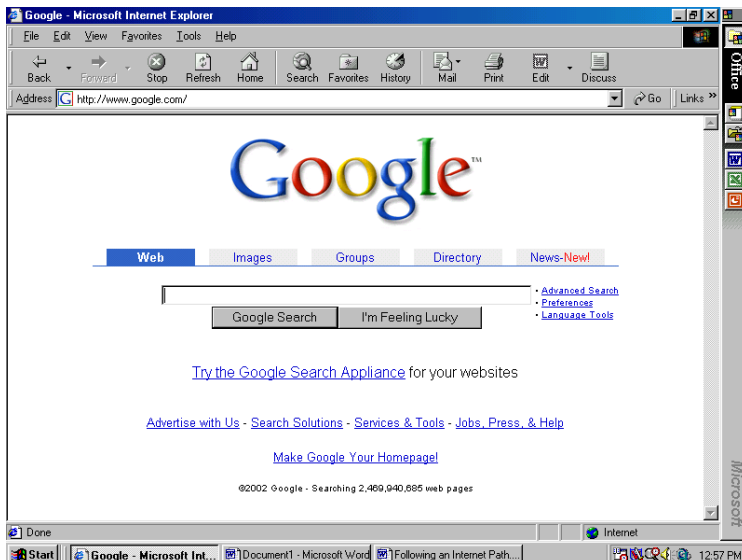
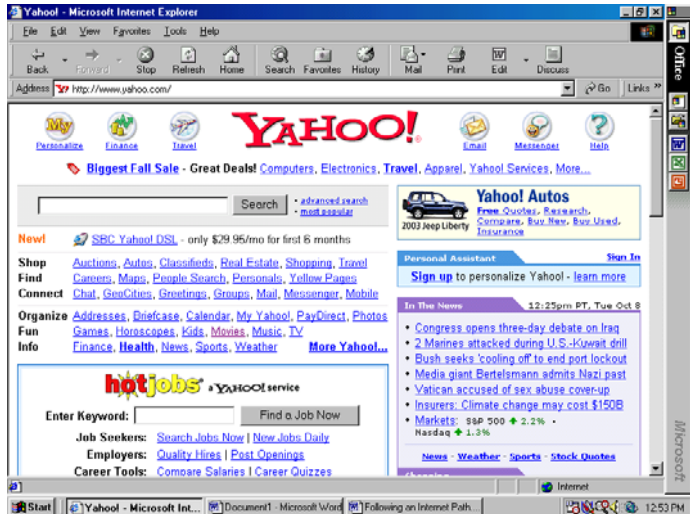
www.yahoo.com

Share with you class what you know about this web site:

1. What’s a search engine?
2. Do you think that some companies get money for everyone who visits (clicks on) their home page?

Now look at another web address:

www.google.com



When we go to the computer lab, we will visit these two web addresses. Make some notes about what you teacher tells you about these two different search engines: _____

. . . . Class Survey

Weekend Plans

Walk around the classroom and talk to your classmates. Ask about their plans for this weekend.

- Hi. What's your name?
- Do you have any plans for this weekend?
- What are your plans?

(Reply: I'm planning to. . . .)

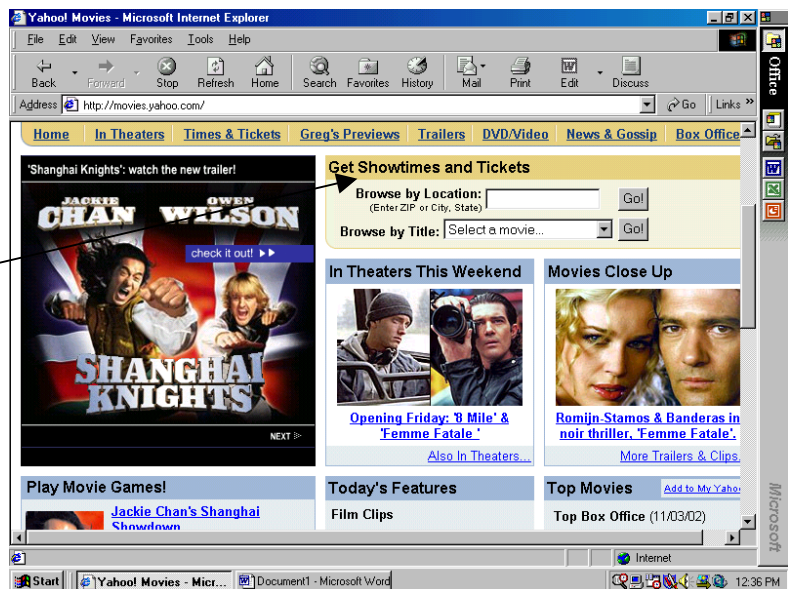
Weekend Plans

- go to the movies.
- visit my family.
- stay home and relax.
- read a good book.
- watch a sports game on TV.
- go shopping.
- clean my house.
- work in my yard.

Name	Any plans?	Weekend Plans
1.		
2.		
3.		
4.		
5.		
6.		

Internet Activity

1. Access the Internet
2. Go to www.yahoo.com
3. Click on the *movies* link
4. Enter your zip code in the "Browse by Location" field
5. Click "Go"
6. Find a movie that looks interesting to you.



Computer Lab Internet Practice with Yahoo and Google

What movies are playing this weekend? How can you find out what's playing at your neighborhood theater? You can find the movie listings in your newspaper. But maybe you don't have a newspaper. You can call the theater and listen to a recorded message of movies and times. Forget it! They talk too fast. Or you can check for movies in your area on the Internet. Follow the path below to find local movie listings:

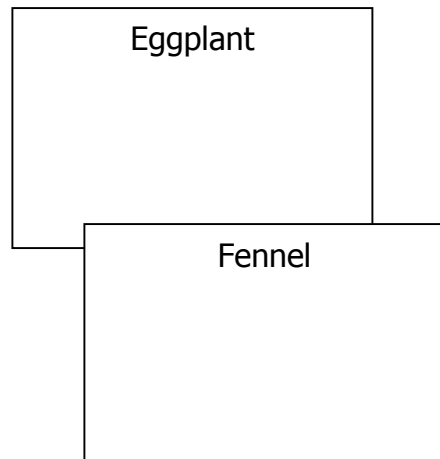
www.yahoo.com

- click on *movies*
- enter your zip code and click on *browse by location*
- use the right scroll button to find a theater near you
- click on the movies and read the descriptions
- write the name, place, and time of a movie that you'd like to see

Have you ever heard a word for an object and you couldn't remember what it looked like, for example the word *eggplant*? What does an eggplant look like? How about the word *fennel*? You know it's an herb, but what does it look like? To answer these questions, visit the web site below and follow the path:

www.google.com

- Click on *images*
- Type the word *eggplant*
- Click on *Google Search*
- Now, draw a picture of an eggplant.
- Type *fennel* and do another Google Search
- Draw a picture of fennel
- Look for more images from your vocabulary

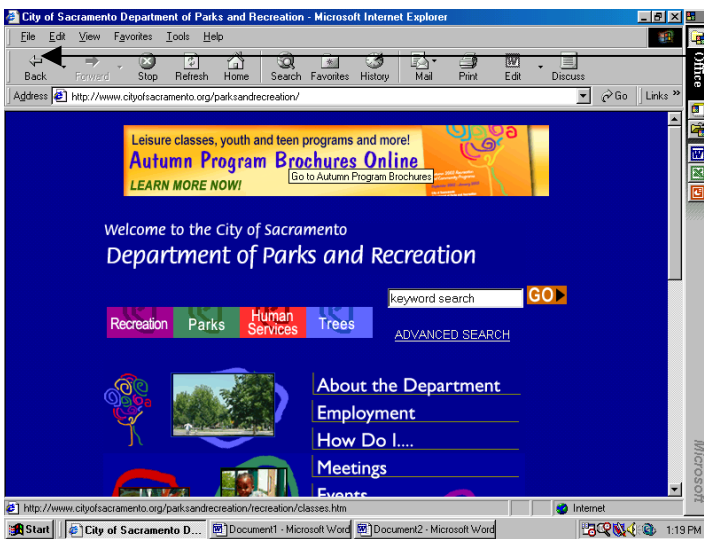


Following an Internet Path

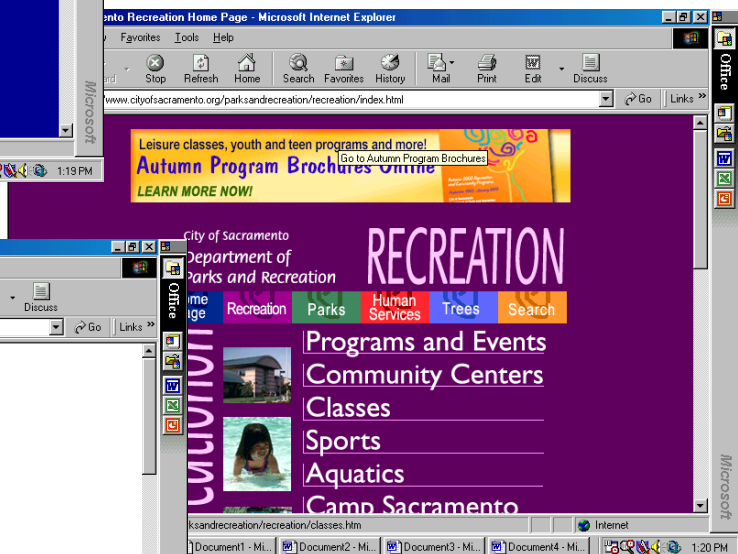
When you want more information about a city, company, or facility, you usually go to their Internet *home page* first. From the home page, you can use your mouse to point to *links* that will take you to other pages within the web site. When you do this, you can read the web page and gather information. It is similar to turning pages in an advertisement brochure.

Below are the home page and some other web pages for the City of Sacramento Parks and Recreation. Their web address is:

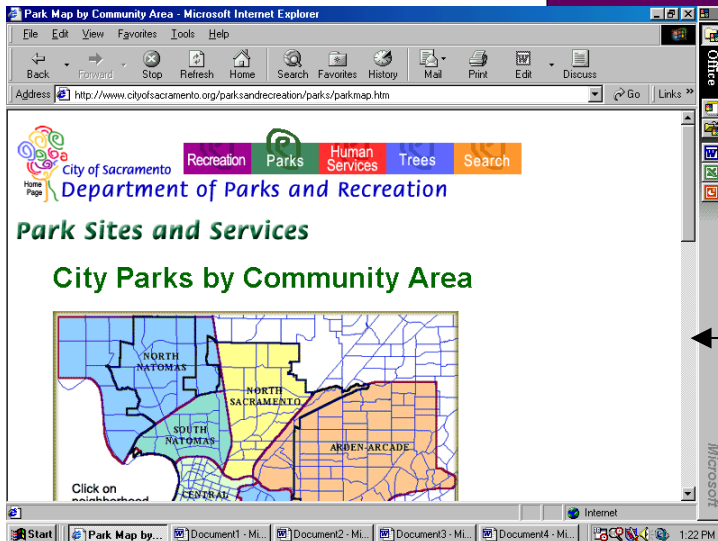
www.cityofsacramento.org/parksandrecreation



When you are visiting a web site, you will often want to use the tool bar above the web site to help you navigate. One of the most useful buttons on the tool bar is the *back* button. When you click on the *back* button, it will take you back to the previous web page.



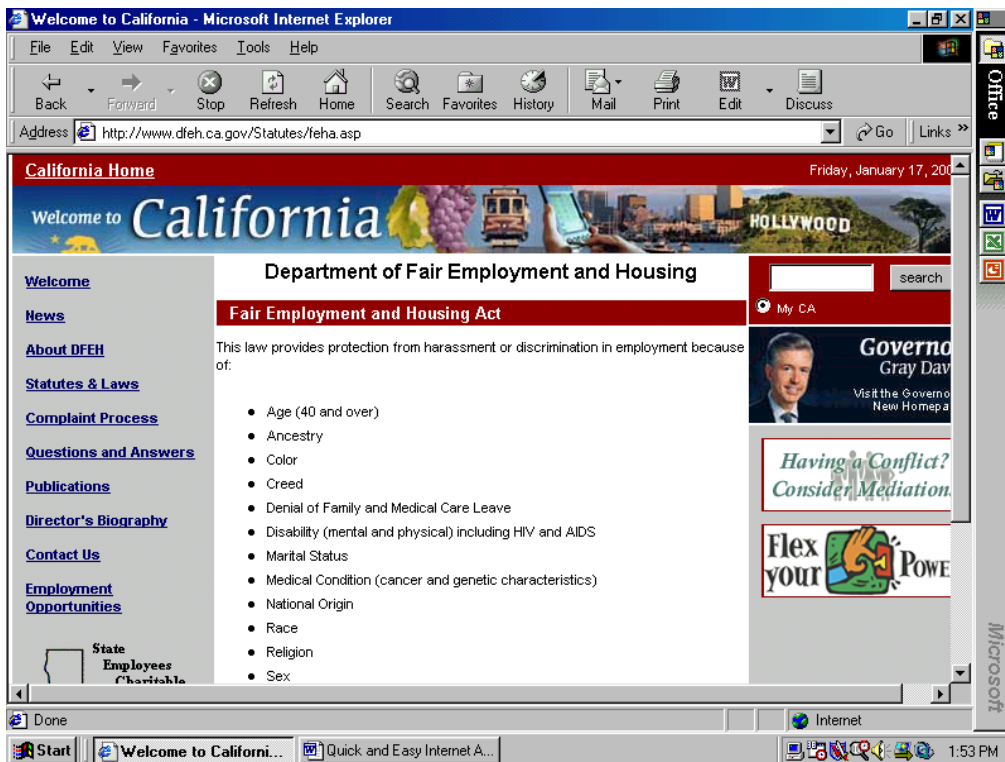
Another useful tool is the *scroll bar* on the right side of the web page. Click and hold on the scroll bar. Move the mouse up and down the page to see the top and bottom of the screen.



Fair Housing in California

Discrimination sometimes happens to people. Sometimes people feel discriminated against by landlords who don't want to rent to them for reasons such as race or disability. Sometimes people feel a potential employer has discriminated against them. If you feel that you have been discriminated against, you can check the State of California's Internet Web Site *Department of Fair Employment and Housing* for more information.

With a partner, go to the Fair Employment and Housing Web Site at www.dfeh.ca.gov/Statutes/feha.asp



Study the web site together. Get your partner's initials when you have found the following site links:

1. _____ The link you would click on if you have an employment or housing complaint.

2. _____ The link for people who are looking for answers to "commonly asked questions."

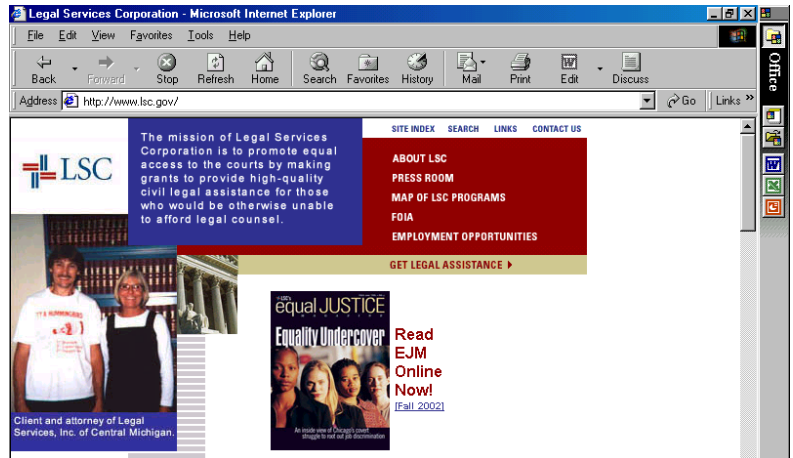
3. _____ The *Contact Us* link for people to use when they want to email questions or ask for more information.

. . . . Class Survey

Using Legal Services

Walk around and talk to the class about low-cost legal aid. After you survey the class, do the Internet or word-of-mouth activity to get more information.

- Would you mind if I ask you a personal question?
- Have you ever used legal services or a private lawyer?
- Do you think legal services can be as helpful as a private lawyer?
- Why or why not?



Name	ever used?	helpful?	Why or why not?
1.			
2.			
3.			
4.			
5.			

Internet or word-of-mouth activity:

Go to the internet Web Site at www.lsc.gov or talk to someone who went to the web site to find the answers to the following questions:

1. What is the name, phone number, and address of the closest legal assistance office in your area? _____
(Hint: Click on the *Get Legal Assistance* link.)
2. What are the income eligibility guidelines for a family of 4? _____
(Hint: Scroll down to the *LSC Income Eligibility Guidelines* link.)

. . . . Class Survey

The Public Library

Walk around the classroom and survey your classmates.

- Hi. I'm taking a survey.
Could I have your name please?
- Do you ever go to your local public library?
- Do you have a library card?
- If yes, what do you use your library for?

Library Uses

- to check out books for personal use
- to check out books for my children
- to use the Internet
- to read magazines and newspapers
- to check out audio story tapes
- to obtain research information

Name	ever go?	library card?	How do you use the library?
1.			
2.			
3.			
4.			
5.			
6.			

Internet Practice

1. Go to a computer in your classroom and enter the library web address:
(example: www.saclibrary.org)
2. Click on the *branch hours and location* link
3. Click the *map* link
4. Study the map. Click on the icon of the library nearest you.
5. Write your nearest library's address and hours open:

Using the Internet

Computer Lab Practice

The following is a list of useful web sites that we have discussed in our class during the past three weeks.

- In the computer lab, practice going to as many of the following web sites as you can.
- Read the *Home* web pages carefully.
- Notice the types of services these agencies provide.
- Notice that each site has a *Contact Us* link you can use to request more information.

Local Business and Community Agency Web Addresses:

1. Legal Services of Northern California (www.lsn.net)
2. California Department of Fair Employment and Housing
(www.dfeh.ca.gov)
3. Sacramento Housing & Redevelopment Agency (www.shra.org)
4. Sacramento Area Council of Governments (www.sacog.org)
5. City of Sacramento (www.cityofsacramento.org)
6. The Sacramento Bee (www.sacbee.com)
7. Yahoo search engine (www.yahoo.com)
8. The Sacramento Public Library (www.saclibrary.org)

. . . . Class Survey

Dream Vacation

Walk around and talk to your classmates about vacations.

- Hi. What's your name please?
- Do you have any *dream vacation* plans for your future?
- Where would you like to go on your dream vacation?
- Who would you like to take with you on your vacation?



Name	Yes or No?	Where?	Who?
1.			
2.			
3.			
4.			
5.			
6.			

Now, write a sentence about one of your classmate's dream vacation plans.

Example: Esther has always wanted to go to Paris with her husband.

1. _____

Internet Practice

Access the Internet to find the best airfare for your dream vacation.

Go to www.yahoo.com Click on the *Travel* link

- Enter the name of the city you want to travel from
- Enter the name of the city you want to travel to
- Enter your departure/return dates
- Click *Search*

Which airline offers the cheapest airfare?

Travel Distances Between Major Cities

Directions: Access the Internet. Go to the web site below to find the information about distances between cities. Fill in the chart.

www.travelnotes.org/NorthAmerica/distances.htm

Driving Distances						
	San Francisco	Los Angeles	San Diego	Salt Lake City	Reno	Las Vegas
San Francisco	XXX					
Los Angeles		XXX				
San Diego			XXX			
Salt Lake City				XXX		
Reno					XXX	
Las Vegas						XXX

How much do you know about these United States cities? Work with a partner to answer the following questions.

1. Where can you see the Golden Gate Bridge? _____
2. Which city is close to Disneyland? _____
3. Which two cities allow gambling? _____
4. Which city is close to Mexico? _____
5. What city should you visit if you like to ski? _____
6. What city has bright lights at night and amazing buildings? _____
7. What city has warm temperatures all year round? _____
8. Where can you ride a trolley car or the BART subway? _____

What's the Weather Like Around the U.S.?

Internet Practice

Access the Internet. Go to Yahoo and click on the weather link.

Search for weather information for the cities below.



City	today's high	today's low	weather conditions
Sacramento, CA			
Miami, FL			
Las Vegas			
Los Angeles			
Honolulu			
Chicago, IL			

Answer the questions:

1. Which city is the coldest today? _____
2. Which city is the warmest today? _____
3. Which city is expecting rain? _____
4. Which city is expecting snow? _____
5. Where is it partly cloudy? _____

Computer Lab Practice

Plan an imaginary vacation to anyplace in the world. Include the following information:

1. Where are you going? _____
2. How are you getting there? _____
3. If you are going by car, answer the following:
 - a. What is the total distance of your trip? _____
 - b. How much will you travel each day? _____
 - c. Describe your state-to-state route. _____

4. If you are going by airplane, answer the following:
 - a. Airport _____
 - b. Dates of travel _____
 - c. Airline _____
 - d. Cost for 2 tickets. _____
5. Lodging
 - a. Name of hotel, motel, camping ground, etc. _____
 - b. Cost per night _____
6. Current weather conditions _____
7. What are some of your activity plans?

8. Anything else interesting that you want to include:

Reading Food Ads

Food storeowners often sell a few items very inexpensively so that you will want to stay in the store and buy all your food in one place. Sometimes you can save money by just purchasing the sale items at some stores and then going to other stores to buy their sale items. Shopping this way takes more time, but you can often save money on your food budget. Usually storeowners send their food ads to your house in the mail, but you can also go online with the Internet to check on grocery store sale items.

To check what is on sale at Safeway this week, go to:

www.safeway.com

Click on the Weekly Special link

Enter your zip code and click on Submit

Select the Safeway nearest your house and read the food specials. What would you like to buy?

Computer Lab Practice Food Comparison Shopping

Directions: Check the food ads this week at Safeway and Ralphs grocery stores. Find three items that they each have on sale and compare the prices. Which store has the lowest prices overall?

Go to www.safeway.com

- click on the *Weekly Specials* link
- enter your zip code
- choose the store closest to your house
- enlarge the food ad and read the specials for this week

Go to www.ralphs.com

- click on the *Savings* link
- click on the *On Sale Today Northern California* link
- enlarge the food ad and read the specials for this week

List three foods and prices on sale in each store:

1. _____
2. _____
3. _____

Which store has the lowest overall prices? _____